


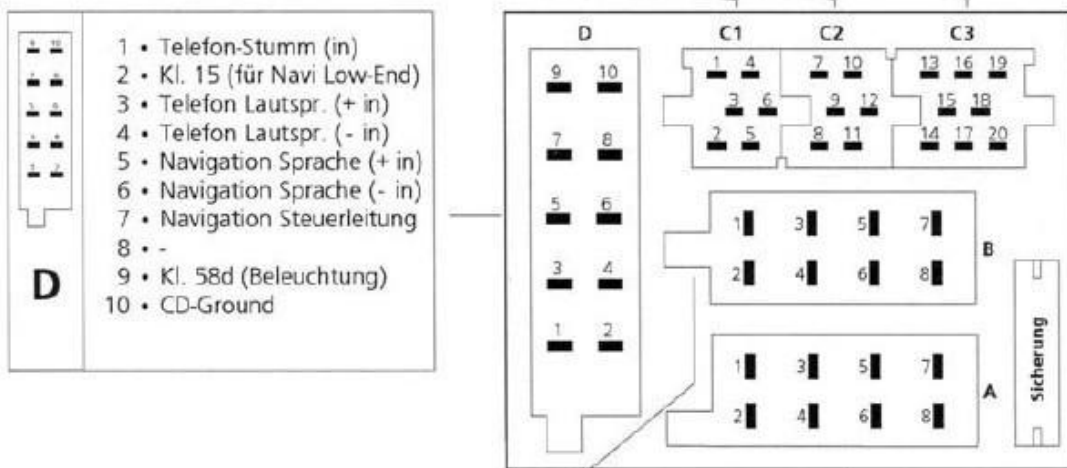


# Steckerbelegung Radios Generation I




 <b>C1</b>	 <b>C2</b>	 <b>C3</b>
<ul style="list-style-type: none"> <li>1 • Line Out LR (hinten links)</li> <li>2 • Line Out RR (hinten rechts)</li> <li>3 • Line Out Masse</li> <li>4 • Line Out LF (vorne links)</li> <li>5 • Line Out RF (vorne rechts)</li> <li>6 • 12V geschalt. f. Verstärker*</li> </ul>	<ul style="list-style-type: none"> <li>7 • CAN high (nur symphony)</li> <li>8 • Clock (außer symphony)</li> <li>9 • Data (außer symphony)</li> <li>10 • Enable (außer Symphony)</li> <li>11 • Fernbedienung Lenkrad</li> <li>12 • CAN low (nur symphony)</li> </ul>	<ul style="list-style-type: none"> <li>13 • CDC Data in</li> <li>14 • CDC Data out</li> <li>15 • CDC Clock</li> <li>16 • +12V Dauerplus</li> <li>17 • +12V geschaltet*</li> <li>18 • CDC AF / Aux-Masse</li> <li>19 • CDC AF / Aux-L</li> <li>20 • CDC AF / Aux-R</li> </ul>

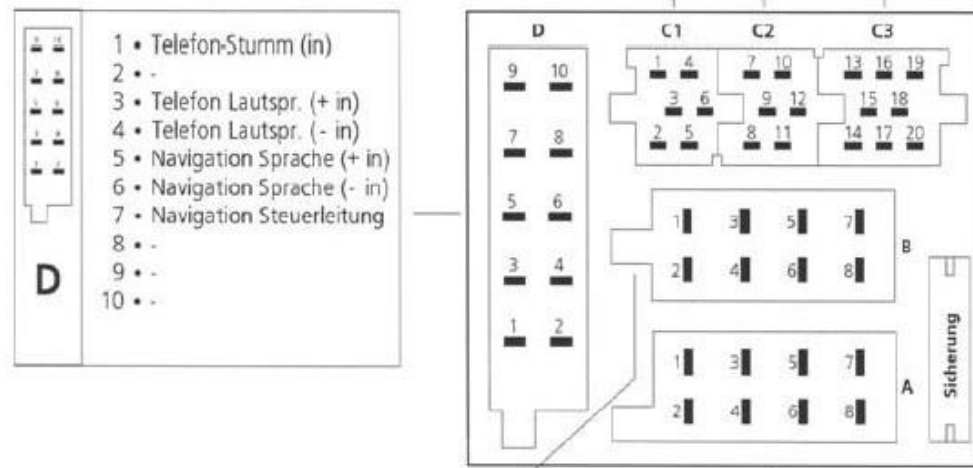


\* Maximale Schaltleistung an diesen Anschlüssen insgesamt 300 mA.



 <b>B</b>	 <b>A</b>
<ul style="list-style-type: none"> <li>1 • Lautsprecher RR +</li> <li>2 • Lautsprecher RR -</li> <li>3 • Lautsprecher RF +</li> <li>4 • Lautsprecher RF -</li> <li>5 • Lautsprecher LF +</li> <li>6 • Lautsprecher LF -</li> <li>7 • Lautsprecher LR +</li> <li>8 • Lautsprecher LR -</li> </ul>	<ul style="list-style-type: none"> <li>1 • GALA (Tachosignal)</li> <li>2 • Telefon-Stummschaltung</li> <li>3 • K-Diagnose</li> <li>4 • Kl. 86s (Zündung)</li> <li>5 • 12V geschaltet f. Antenne</li> <li>6 • Kl. 58d (Beleuchtung)</li> <li>7 • Kl. 30 (+12V)</li> <li>8 • Kl. 31 (Masse)</li> </ul>

# Steckerbelegung Radios Generation II

 <b>C1</b>	 <b>C2</b>	 <b>C3</b>
<ul style="list-style-type: none"> <li>1 • Line Out LR (hinten links)</li> <li>2 • Line Out RR (hinten rechts)</li> <li>3 • Line Out Masse</li> <li>4 • Line Out LF (vorne links)</li> <li>5 • Line Out RF (vorne rechts)</li> <li>6 • 12V geschalt.* (BOSE ein)</li> </ul>	<ul style="list-style-type: none"> <li>7 • CAN-high (Infotainment)</li> <li>8 • -</li> <li>9 • -</li> <li>10 • CD-Masse (Wechsler)</li> <li>11 • -</li> <li>12 • CAN-Low (Infotainment)</li> </ul>	<ul style="list-style-type: none"> <li>13 • CDC Data in</li> <li>14 • CDC Data out</li> <li>15 • CDC Clock</li> <li>16 • +12V Dauerplus</li> <li>17 • +12V geschaltet*</li> <li>18 • CDC AF / Aux-Masse</li> <li>19 • CDC AF / Aux-L</li> <li>20 • CDC AF / Aux-R</li> </ul>



\* Maximale Schaltleistung an diesen Anschlüssen insgesamt 300 mA.

 <b>B</b>	 <b>A</b>
<ul style="list-style-type: none"> <li>1 • Lautsprecher RR +</li> <li>2 • Lautsprecher RR -</li> <li>3 • Lautsprecher RF +</li> <li>4 • Lautsprecher RF -</li> <li>5 • Lautsprecher LF +</li> <li>6 • Lautsprecher LF -</li> <li>7 • Lautsprecher LR +</li> <li>8 • Lautsprecher LR -</li> </ul>	<ul style="list-style-type: none"> <li>1 • BOSE-Codierung (Masse)</li> <li>2 • Diebstahlwarnanlage</li> <li>3 • K-Diagnose</li> <li>4 • -</li> <li>5 • -</li> <li>6 • -</li> <li>7 • Kl. 30 (+12V)</li> <li>8 • Kl. 31 (Masse)</li> </ul>