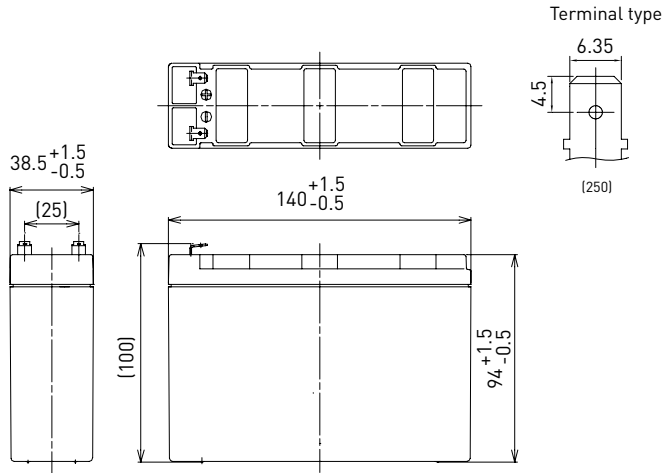


UP-VW1220P

FOR STANDBY POWER SUPPLIES.
 EXPECTED TRICKLE DESIGN LIFE: 6 – 9 YEARS AT 20°C
 ACCORDING TO EUROBAT.

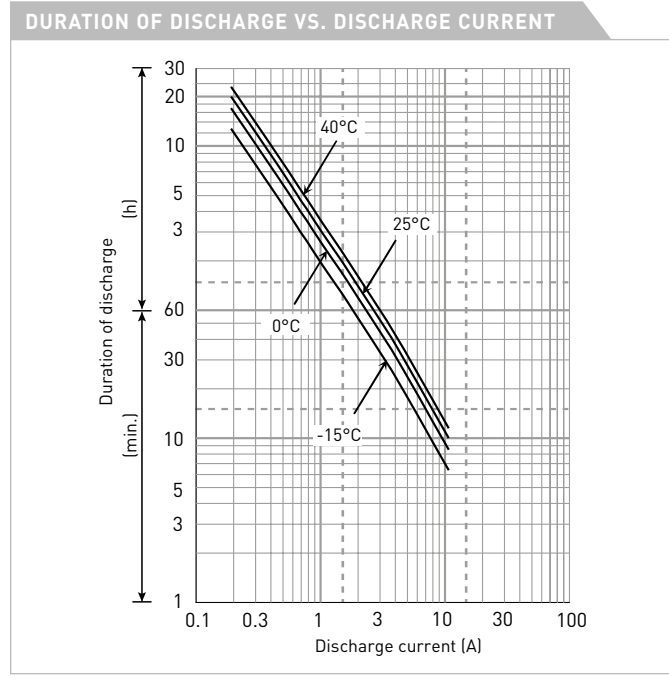
DIMENSIONS (MM)



Contents indicated (including the recycle marking, etc.) are subject to change without notice.

Battery case resin: flame retardant (UL94 V-0)

SPECIFICATIONS		UP-VW1220P1
Name		UP-VW1220P1
Nominal voltage		12V
Rated power (cell@10MR)		20W
Dimensions	Length	140mm
	Width	38.5mm
	Height	100mm
Approx. mass		1.30kg
Terminal		Faston 250
Capacity (25°C)	30 minute rate	57W
	15 minute rate	91W
	10 minute rate	120W
	5 minute rate	180W
Impedance	Fully charged battery (25°C)	40mΩ
	40°C	102%
Temperature dependency of capacity (20 hour rate)	25°C	100%
	0°C	85%
	-15°C	65%
Self-discharge (25°C)	After 3 month	91%
	After 6 month	82%
	After 12 month	64%



WATT TABLE (25°C)																(Wattage/battery)
Cut-off	3min.	5min.	10min.	15min.	20min.	30min.	45min.	1h	1.5h	2h	3h	4h	5h	6h	10h	20h
9.6V	237	180	120	91.0	75.0	57.0	41.8	33.4	23.0	17.8	13.2	10.2	8.39	6.75	4.47	2.42
9.9V	227	173	116	89.1	74.0	54.5	39.3	31.6	21.3	16.7	12.5	9.56	7.88	6.36	4.21	2.29
10.2V	217	167	113	87.0	73.0	52.0	37.9	30.2	20.3	15.9	12.0	9.24	7.60	6.14	4.05	2.22
10.5V	197	152	108	84.5	69.5	49.5	35.4	28.3	18.7	14.8	11.6	8.86	7.26	5.83	3.88	2.12
10.8V	177	137	102	82.0	66.0	47.0	33.7	26.6	17.8	13.4	10.7	8.33	6.77	5.49	3.68	2.02

AMPERE TABLE (25°C)																(Ampere/battery)
Cut-off	3min.	5min.	10min.	15min.	20min.	30min.	45min.	1h	1.5h	2h	3h	4h	5h	6h	10h	20h
9.6V	21.3	16.1	10.7	7.91	6.47	4.87	3.56	2.84	1.95	1.50	1.11	0.851	0.701	0.563	0.373	0.231
9.9V	20.4	15.6	10.4	7.75	6.38	4.62	3.35	2.68	1.80	1.41	1.05	0.800	0.658	0.530	0.351	0.217
10.2V	19.5	15.0	10.1	7.57	6.29	4.44	3.23	2.56	1.72	1.34	1.01	0.773	0.635	0.512	0.338	0.211
10.5V	17.7	13.7	9.60	7.35	5.99	4.23	3.02	2.41	1.59	1.25	0.971	0.742	0.606	0.487	0.323	0.202
10.8V	15.9	12.3	9.11	7.13	5.69	4.02	2.87	2.26	1.51	1.13	0.895	0.697	0.565	0.458	0.306	0.193

All mentioned values are average values

UP-VW1220P

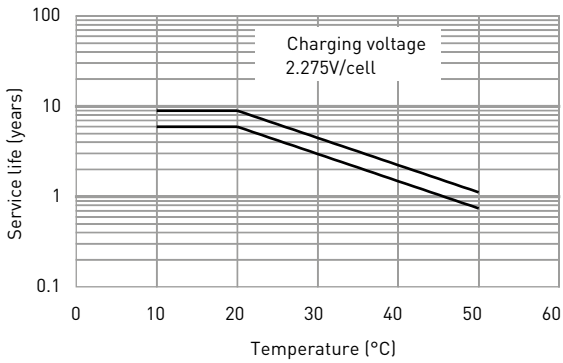
CHARGING METHOD (25°C)

Trickle use Control voltage: 13.6V - 13.8V
Initial current: 0.600A or smaller

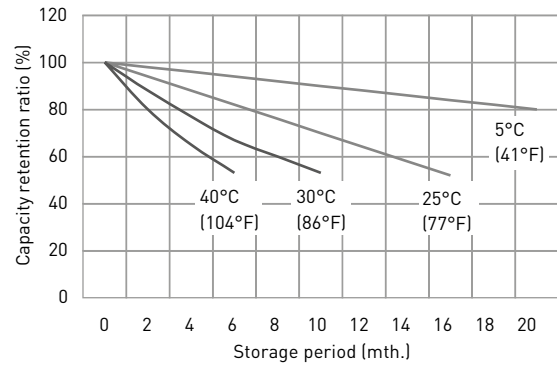
CUT-OFF VOLTAGE

Discharge current	0.200A - 0.800A	0.800A - 2.00A	2.00A - 4.00A	4.00A - 8.00A	8.00A - 12.0A
Cut-off voltage	10.5V	10.2V	9.9V	9.3V	8.7V

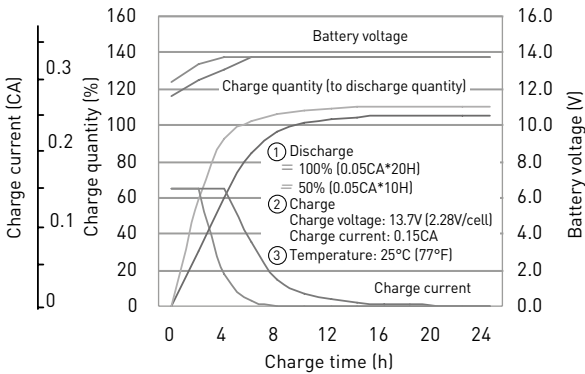
INFLUENCE OF TEMPERATURE ON TRICKLE LIFE



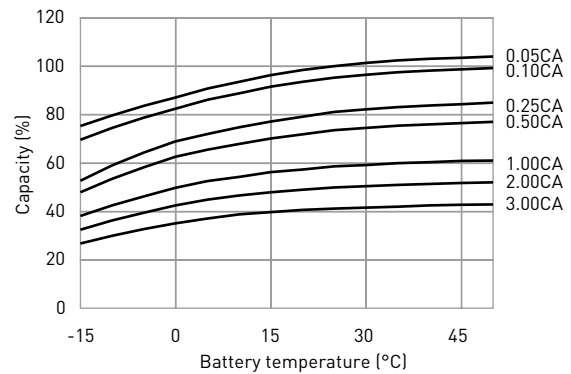
RESIDUAL CAPACITY TEST RESULT



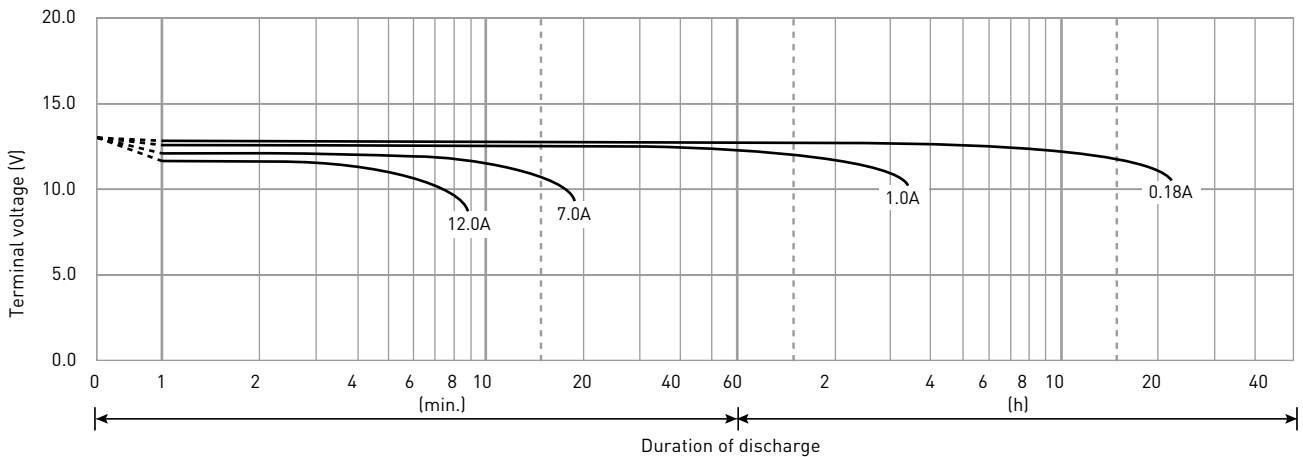
CONSTANT-VOLTAGE CONSTANT-CURRENT CHARGE CHARACTERISTICS FOR TRICKLE USE



DISCHARGE CAPACITY BY TEMPERATURE AND BY DISCHARGE CURRENT



DISCHARGE CHARACTERISTICS



The data in this document are for descriptive purposes only and are not intended to make or imply any guarantee or warranty. Regarding handling and safety please consult our VRLA technical handbook chapter 1.