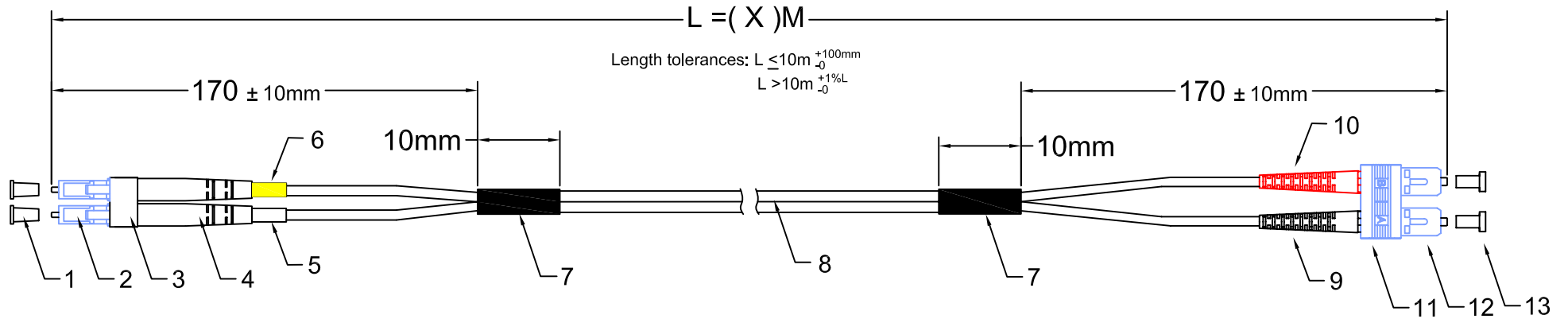


## LC/UPC - SC/UPC Duplex Jumper, I-V(ZN)H 02E 9/125 $\mu$ OS2, LSZH Yellow Jacket, x meter



13	Dust cover	2
12	SC SM 2.0 connector ,Blue	2
11	SC clip, Blue	1
10	SC 2.0 boot, red	1
9	SC 2.0 boot, black	1
8	Ø2.0mm SM duplex OS2 9/125 $\mu$ LSZH Yellow cable	
7	Heat shrink tube, black	2
6	LC shrink tube, yellow	1
5	LC shrink tube, white	1
4	LC 3.0 boot, white	2
3	LC clip, clear	1
2	LC SM 2.0 connector, Blue	2
1	LC dust cover	2
<b>Item</b>	<b>Description</b>	<b>Qty</b>

### Specifications:

1. Insertion Loss: < 0.3dB @1310nm  
Return Loss: > 55dB@1310nm
2. End surface test is according to OP-03-05001
3. Test standard: GR-326-CORE
4. Test report has to match the serial No.
5. RoHS compliant
6. Fiber cable according to IEC 60793-2
7. LC connector according to IEC 61754-20  
SC connector according to IEC 61754-4

**RoHS  
compliant**



# EFB

LC/UPC - SC/UPC Duplex Jumper, I-V(ZN)H 02E 9/125 OS2, LSZH  
Yellow Jacket, x meter

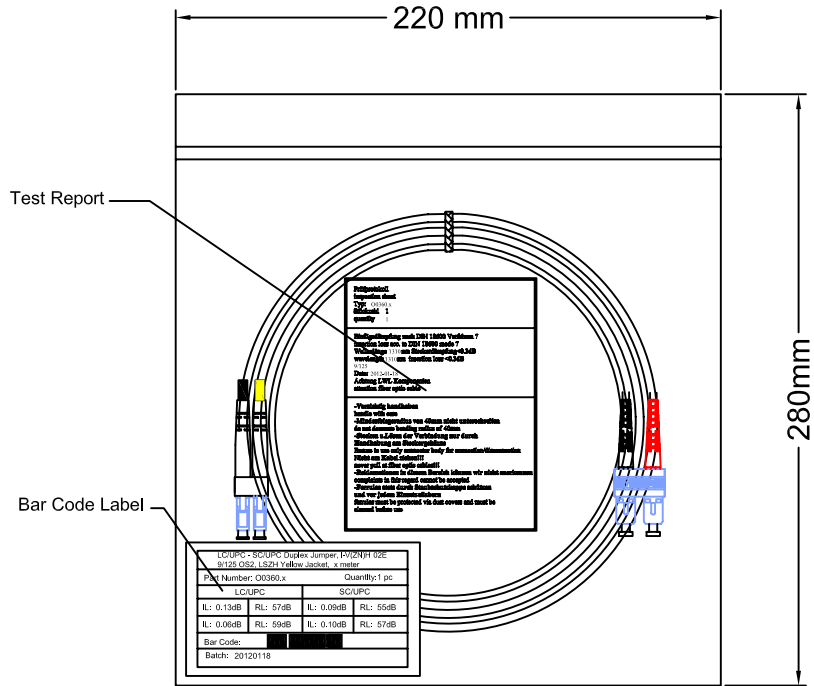
Part No: O0360.x

Drawing No:

Page :1 of 3

# Packing:


The corresponding label data for each cable assembly shall be affixed to the package



9# PE Bag(220mm x 280mm)



<b>Prüfprotokoll</b> <b>inspection sheet</b> <b>Typ:</b> O0360.x <b>Stückzahl</b> 1 <b>quantity</b> 1
<b>Einfügedämpfung nach DIN 18600 Verfahren 7</b> <b>insertion loss acc. to DIN 18600 mode 7</b> <b>Wellenlänge 1310nm Steckerdämpfung&lt;0.3dB</b> <b>wavelength 1310nm insertion loss &lt;0.3dB</b> 9/125 <b>Date:</b> 2012-01-18 <b>Achtung LWL Komponenten</b> <b>attention fiber optic cable</b>
<b>-Vorsichtig handhaben</b> <b>handle with care</b> <b>-Mindestbiegeradius von 40mm nicht unterschreiten</b> <b>do not decrease bending radius of 40mm</b> <b>-Stecken u. Lösen der Verbindung nur durch</b> <b>Handhabung am Steckergehäuse</b> <b>Ensure to use only connector body for connection/disconnection</b> <b>Nicht am Kabel ziehen!!!</b> <b>never pull at fiber optic cables!!!</b> <b>-Reklamationen in diesem Bereich können wir nicht anerkennen</b> <b>complaints in this regard cannot be accepted</b> <b>-Ferrulen stets durch Staubschutzkappe schützen</b> <b>and vor jedem Einsatz säubern</b> <b>ferules must be protected via dust covers and must be</b> <b>cleaned before use</b>

Test Report

LC/UPC - SC/UPC Duplex Jumper, I-V(ZN)H 02E 9/125 OS2, LSZH Yellow Jacket, x meter			
Part Number: O0360.x		Quantity: 1 pc	
LC/UPC		SC/UPC	
IL: 0.13dB	RL: 57dB	IL: 0.09dB	RL: 55dB
IL: 0.06dB	RL: 59dB	IL: 0.10dB	RL: 57dB
Bar Code: 			
Batch: 20120118			

Bar Code Label(100mmx60mm)

**RoHS  
compliant**

			
LC/UPC - SC/UPC Duplex Jumper, I-V(ZN)H 02E 9/125 OS2, LSZH Yellow Jacket, x meter			
Part No: O0360.x			
Drawing No:		Page :2 of 3	

## Indoor Cable Series ( Duplex)

### 1. Characteristics

- . Aramid yarn strength member ensures tension resistance and long term stability in transmission
- . Figure 8 structure jacket facilitate embranchment
- . Small outer diameter, lightweight
- . Flame-retardant jacket, halogenfree
- . Low attenuation

### 2.Applications

- .Installation in conduits and shafts
- .Indoor distribution
- .Jumper and adapter cable
- .Connecting workstations inside buildings(FTTD)

### 3.Temperature Range

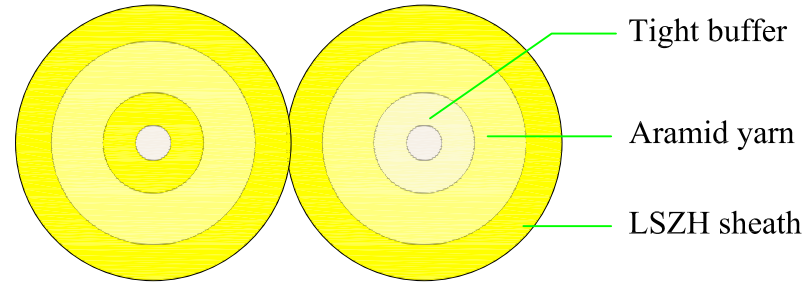
-20°C up to +70°C

### 4.Fiber Optic Cable Performance

- .Number of fibers: 2
- .Outer diameter: 2.0×4.1 mm
- .Nominal weight: 8.2 kg / km
- .Max. tension: 200 N (short - term)  
100 N (long - term)
- .Min. Bending Radius: 20 H (Dynamic)  
10 H (Static)
- .Max . Crush Resistance (N/100 mm<sup>2</sup>):1000
- .Complies with TIA/EIA-568 B.3 & Bellcore GR-409-CORE & OFNR-UL/CSA FT-4
- .Maximum Attenuation: ≤ 0.4dB @Full spectrum
- .Dispersion Coefficient: ≤ 3.0ps/(nm.km) @1310nm  
≤ 18ps/(nm.km) @1550nm

### 5.Cable Specification

- .Fiber type: Singlemode 9/125μ m OS2
- .Yellow jacket , LSZH



**RoHS  
compliant**



**EFB**

LC/UPC - SC/UPC Duplex Jumper, I-V(ZN)H 02E 9/125 OS2, LSZH  
Yellow Jacket, x meter

Part No: O0360.x

Drawing No:

Page :3 of 3