


## 35A, 600V - 1000V Glass Passivated Bridge Rectifiers

### FEATURES

- Glass passivated junction
- Ideal for printed circuit board
- Typical  $I_R$  less than  $0.1\mu A$
- High surge current capability
- UL Recognized File # E-326243
- Compliant to RoHS Directive 2011/65/EU and in accordance to WEEE 2002/96/EC
- Halogen-free according to IEC 61249-2-21



### MECHANICAL DATA

**Case:** TS-6P

Molding compound, UL flammability classification rating 94V-0

Part no. with suffix "H" means AEC-Q101 qualified

Packing code with suffix "G" means green compound (halogen-free)

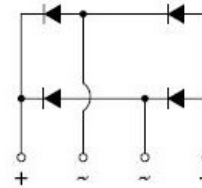
**Terminal:** Matte tin plated leads, solderable per JESD22-B102

Meet JESD 201 class 2 whisker test

**Polarity:** Polarity as marked on the body

**Mounting torque:** 8.17 in-lbs maximum

**Weight:** 7.15 g (approximately)



### MAXIMUM RATINGS AND ELECTRICAL CHARACTERISTICS ( $T_A=25^\circ C$ unless otherwise noted)

PARAMETER	SYMBOL	TS35P05G	TS35P06G	TS35P07G	UNIT
Maximum repetitive peak reverse voltage	$V_{RRM}$	600	800	1000	V
Maximum RMS voltage	$V_{RMS}$	420	560	700	V
Maximum DC blocking voltage	$V_{DC}$	600	800	1000	V
Maximum average forward rectified current	$I_{F(AV)}$	35			A
Peak forward surge current, 8.3 ms single half sine-wave superimposed on rated load	$I_{FSM}$	350			A
Rating for fusing ( $t < 8.3ms$ )	$i^2t$	508			$A^2s$
Maximum instantaneous forward voltage (Note 1) @ 17.5 A	$V_F$	1.1			V
Maximum reverse current @ rated $V_R$	$I_R$	$T_J=25^\circ C$ : 10 $T_J=125^\circ C$ : 500			$\mu A$
Typical thermal resistance (Note 2)	$R_{\theta JC}$	0.6			$^\circ C/W$
Operating junction temperature range	$T_J$	- 55 to +150			$^\circ C$
Storage temperature range	$T_{STG}$	- 55 to +150			$^\circ C$

Note 1: Pulse test with  $PW=300\mu s$ , 1% duty cycle

Note 2: With idea heatsink

ORDERING INFORMATION					
PART NO.	PART NO. SUFFIX	PACKING CODE	PACKING CODE SUFFIX (*)	PACKAGE	PACKING
TS35P0xG (Note 1)	H	C2	G	TS-6P	15 / TUBE
		X0		TS-6P	Forming
		D2		TS-6P	15 / TUBE (Auto)

Note 1: "x" defines voltage from 600V (TS35P05G) to 1000V (TS35P07G)

EXAMPLE					
PREFERRED PART NO.	PART NO.	PART NO. SUFFIX	PACKING CODE	PACKING CODE SUFFIX	DESCRIPTION
TS35P07GHC2G	TS35P07G	H	C2	G	AEC-Q101 qualified Green compound

**RATINGS AND CHARACTERISTICS CURVES**

(T<sub>A</sub>=25°C unless otherwise noted)

FIG. 1 FORWARD CURRENT DERATING CURVE

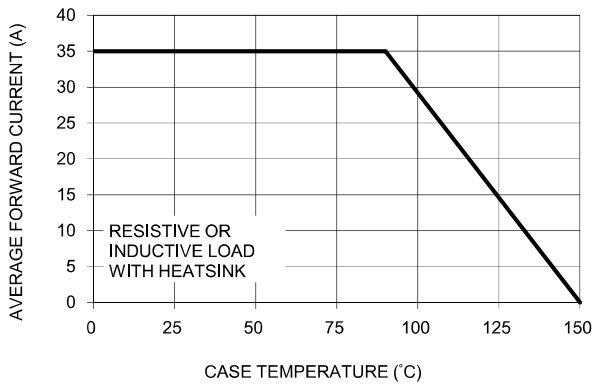


FIG. 2 MAXIMUM NON-REPETITIVE FORWARD SURGE CURRENT

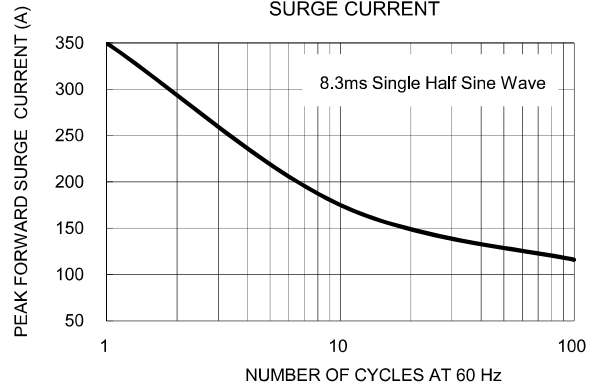


FIG. 3 TYPICAL REVERSE CHARACTERISTICS

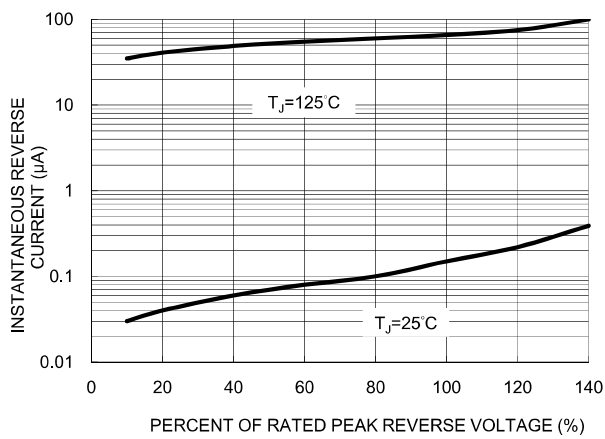


FIG. 4 TYPICAL FORWARD CHARACTERISTICS

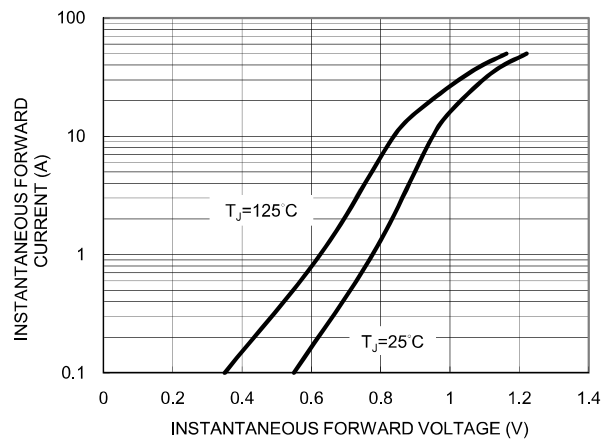
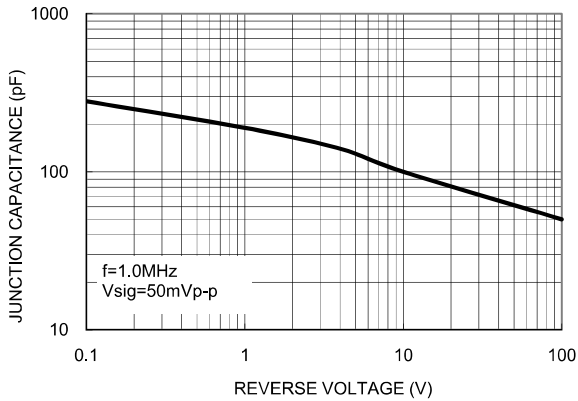
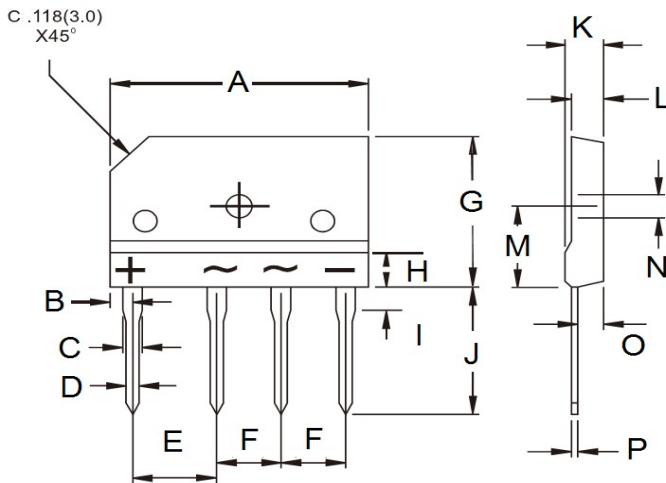


FIG. 5 TYPICAL JUNCTION CAPACITANCE



**PACKAGE OUTLINE DIMENSIONS**

**TS-6P**



DIM.	Unit(mm)		Unit(inch)	
	Min	Max	Min	Max
A	29.70	30.30	1.169	1.193
B	2.30	2.70	0.091	0.106
C	2.00	2.40	0.079	0.094
D	0.90	1.10	0.035	0.043
E	9.80	10.20	0.386	0.402
F	7.30	7.70	0.287	0.303
G	19.70	20.30	0.776	0.799
H	-	4.80	-	0.189
I	3.80	4.20	0.150	0.165
J	17.00	18.00	0.669	0.709
K	4.40	4.80	0.173	0.189
L	3.40	3.80	0.134	0.150
M	10.80	11.20	0.425	0.441
N	3.10	3.40	0.122	0.134
O	2.50	2.90	0.098	0.114
P	0.65	0.75	0.026	0.030

**MARKING DIAGRAM**



- P/N = Specific Device Code
- G = Green Compound
- YWW = Date Code
- F = Factory Code

### **Notice**

Specifications of the products displayed herein are subject to change without notice. TSC or anyone on its behalf, assumes no responsibility or liability for any errors or inaccuracies.

Information contained herein is intended to provide a product description only. No license, express or implied, to any intellectual property rights is granted by this document. Except as provided in TSC's terms and conditions of sale for such products, TSC assumes no liability whatsoever, and disclaims any express or implied warranty, relating to sale and/or use of TSC products including liability or warranties relating to fitness for a particular purpose, merchantability, or infringement of any patent, copyright, or other intellectual property right.

The products shown herein are not designed for use in medical, life-saving, or life-sustaining applications. Customers using or selling these products for use in such applications do so at their own risk and agree to fully indemnify TSC for any damages resulting from such improper use or sale.