



E-CORE GX53

This LED MODULE is compact and offers a great light output. Use this module with GX53-1 socket in your creations and get an economical and sustainable light source.

Application:

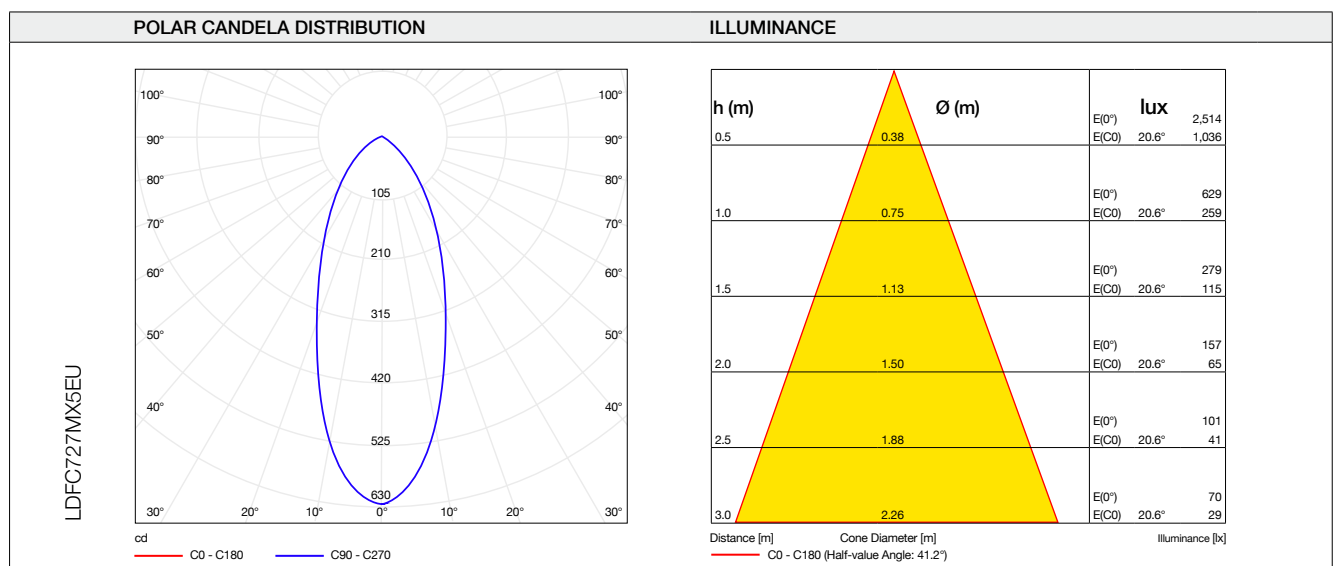
- + Residential lighting
- + Retail lighting
- + Hospitality lighting

Product details

- + Low energy and high efficacy
 - + Compact form
 - + Instant light
 - + Life time 25,000 hours
- + Low heat radiation
 - + Low UV/IR radiation
 - + Ideal for a wide range of applications

Optical parameters

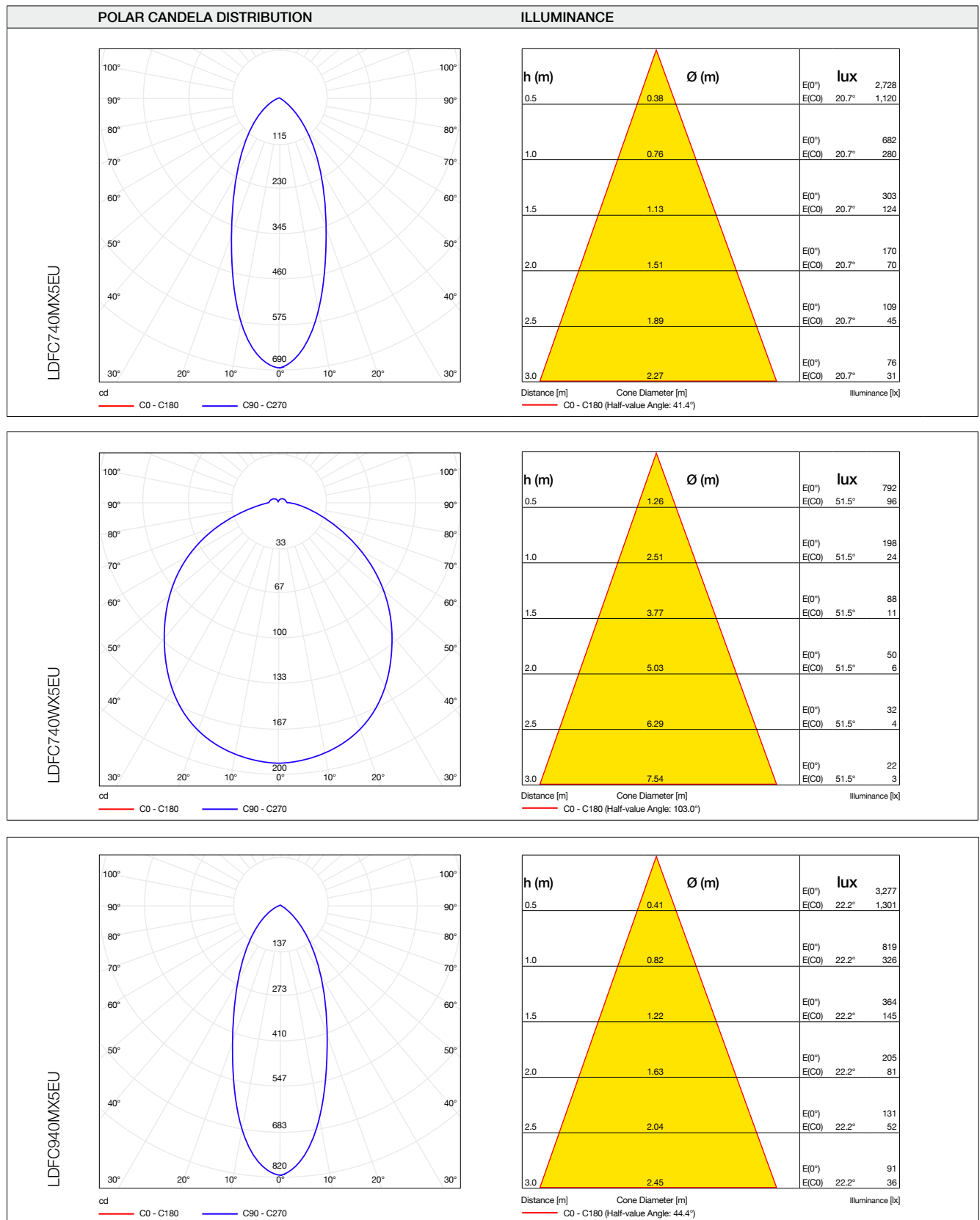
MODEL NAME	E-CORE GX53			
Product code	LDFC727MX5EU	LDFC727WX5EU	LDFC927MX5EU	LDFC927WX5EU
Luminous flux (lm)	510	510	700	700
Colour description	Warm white	Warm white	Warm white	Warm white
Colour temperature (K)	2700	2700	2700	2700
Colour rendering index (Ra)	>80	>80	>80	>80
Beam angle	40°	100°	40°	100°
Lamp efficacy (lm/W)	73.9	73.9	78.7	78.7
Product code	LDFC740MX5EU	LDFC740WX5EU	LDFC940MX5EU	LDFC940WX5EU
Luminous flux (lm)	550	550	750	750
Colour description	Neutral white	Neutral white	Neutral white	Neutral white
Colour temperature (K)	4000	4000	4000	4000
Colour rendering index (Ra)	>80	>80	>80	>80
Beam angle	40°	100°	40°	100°
Lamp efficacy (lm/W)	79.7	79.7	84.3	84.3



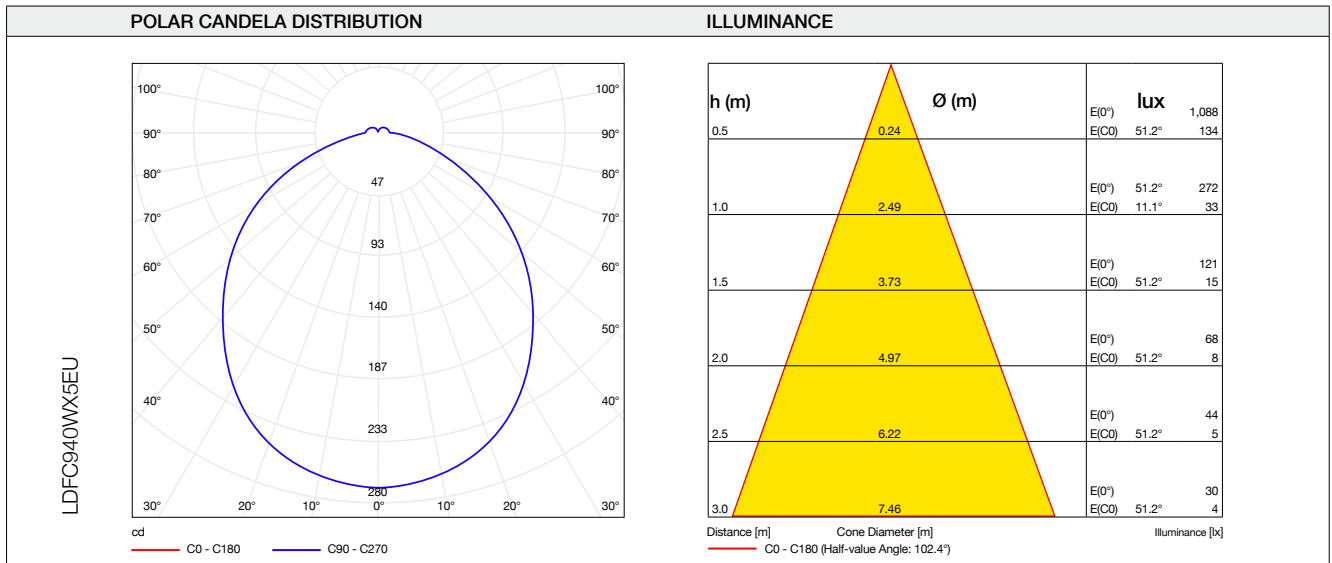
Optical parameters

POLAR CANDELA DISTRIBUTION		ILLUMINANCE																						
LDFC727WX5EU			<table border="1"> <thead> <tr> <th>h (m)</th> <th>Ø (m)</th> <th>lux</th> </tr> </thead> <tbody> <tr> <td>0.5</td> <td>1.26</td> <td>E(0°) 733 E(C0) 88</td> </tr> <tr> <td>1.0</td> <td>2.52</td> <td>E(0°) 183 E(C0) 22</td> </tr> <tr> <td>1.5</td> <td>3.79</td> <td>E(0°) 81 E(C0) 10</td> </tr> <tr> <td>2.0</td> <td>5.05</td> <td>E(0°) 46 E(C0) 5</td> </tr> <tr> <td>2.5</td> <td>6.31</td> <td>E(0°) 29 E(C0) 4</td> </tr> <tr> <td>3.0</td> <td>7.57</td> <td>E(0°) 20 E(C0) 2</td> </tr> </tbody> </table>	h (m)	Ø (m)	lux	0.5	1.26	E(0°) 733 E(C0) 88	1.0	2.52	E(0°) 183 E(C0) 22	1.5	3.79	E(0°) 81 E(C0) 10	2.0	5.05	E(0°) 46 E(C0) 5	2.5	6.31	E(0°) 29 E(C0) 4	3.0	7.57	E(0°) 20 E(C0) 2
	h (m)	Ø (m)	lux																					
0.5	1.26	E(0°) 733 E(C0) 88																						
1.0	2.52	E(0°) 183 E(C0) 22																						
1.5	3.79	E(0°) 81 E(C0) 10																						
2.0	5.05	E(0°) 46 E(C0) 5																						
2.5	6.31	E(0°) 29 E(C0) 4																						
3.0	7.57	E(0°) 20 E(C0) 2																						
<p>cd</p> <p>— C0 - C180 — C90 - C270</p>	<p>Distance [m] Cone Diameter [m]</p> <p>— C0 - C180 (Half-value Angle: 103.2°)</p>																							
LDFC927MX5EU			<table border="1"> <thead> <tr> <th>h (m)</th> <th>Ø (m)</th> <th>lux</th> </tr> </thead> <tbody> <tr> <td>0.5</td> <td>0.41</td> <td>E(0°) 3,055 E(C0) 1,216</td> </tr> <tr> <td>1.0</td> <td>0.82</td> <td>E(0°) 764 E(C0) 304</td> </tr> <tr> <td>1.5</td> <td>1.22</td> <td>E(0°) 339 E(C0) 135</td> </tr> <tr> <td>2.0</td> <td>1.63</td> <td>E(0°) 191 E(C0) 76</td> </tr> <tr> <td>2.5</td> <td>2.04</td> <td>E(0°) 122 E(C0) 49</td> </tr> <tr> <td>3.0</td> <td>2.45</td> <td>E(0°) 85 E(C0) 34</td> </tr> </tbody> </table>	h (m)	Ø (m)	lux	0.5	0.41	E(0°) 3,055 E(C0) 1,216	1.0	0.82	E(0°) 764 E(C0) 304	1.5	1.22	E(0°) 339 E(C0) 135	2.0	1.63	E(0°) 191 E(C0) 76	2.5	2.04	E(0°) 122 E(C0) 49	3.0	2.45	E(0°) 85 E(C0) 34
	h (m)	Ø (m)	lux																					
0.5	0.41	E(0°) 3,055 E(C0) 1,216																						
1.0	0.82	E(0°) 764 E(C0) 304																						
1.5	1.22	E(0°) 339 E(C0) 135																						
2.0	1.63	E(0°) 191 E(C0) 76																						
2.5	2.04	E(0°) 122 E(C0) 49																						
3.0	2.45	E(0°) 85 E(C0) 34																						
<p>cd</p> <p>— C0 - C180 — C90 - C270</p>	<p>Distance [m] Cone Diameter [m]</p> <p>— C0 - C180 (Half-value Angle: 44.4°)</p>																							
LDFC927WX5EU			<table border="1"> <thead> <tr> <th>h (m)</th> <th>Ø (m)</th> <th>lux</th> </tr> </thead> <tbody> <tr> <td>0.5</td> <td>1.25</td> <td>E(0°) 1,011 E(C0) 123</td> </tr> <tr> <td>1.0</td> <td>2.51</td> <td>E(0°) 253 E(C0) 31</td> </tr> <tr> <td>1.5</td> <td>3.76</td> <td>E(0°) 112 E(C0) 14</td> </tr> <tr> <td>2.0</td> <td>5.01</td> <td>E(0°) 63 E(C0) 8</td> </tr> <tr> <td>2.5</td> <td>6.26</td> <td>E(0°) 40 E(C0) 5</td> </tr> <tr> <td>3.0</td> <td>7.52</td> <td>E(0°) 28 E(C0) 3</td> </tr> </tbody> </table>	h (m)	Ø (m)	lux	0.5	1.25	E(0°) 1,011 E(C0) 123	1.0	2.51	E(0°) 253 E(C0) 31	1.5	3.76	E(0°) 112 E(C0) 14	2.0	5.01	E(0°) 63 E(C0) 8	2.5	6.26	E(0°) 40 E(C0) 5	3.0	7.52	E(0°) 28 E(C0) 3
	h (m)	Ø (m)	lux																					
0.5	1.25	E(0°) 1,011 E(C0) 123																						
1.0	2.51	E(0°) 253 E(C0) 31																						
1.5	3.76	E(0°) 112 E(C0) 14																						
2.0	5.01	E(0°) 63 E(C0) 8																						
2.5	6.26	E(0°) 40 E(C0) 5																						
3.0	7.52	E(0°) 28 E(C0) 3																						
<p>cd</p> <p>— C0 - C180 — C90 - C270</p>	<p>Distance [m] Cone Diameter [m]</p> <p>— C0 - C180 (Half-value Angle: 102.8°)</p>																							

Optical parameters



Optical parameters



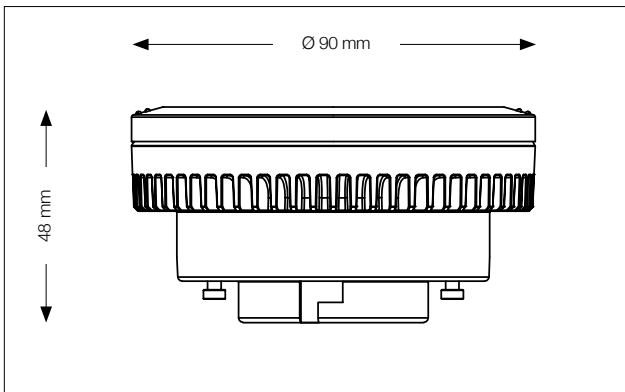
Electrical parameters

MODEL NAME	E-CORE GX53			
Product code	LDFC727MX5EU	LDFC727WX5EU	LDFC927MX5EU	LDFC927WX5EU
Rated voltage (V)	220-240	220-240	220-240	220-240
Rated wattage (W)	6.9	6.9	8.9	8.9
Frequency (Hz)	50 / 60	50 / 60	50 / 60	50 / 60
Rated input current (mA)	55	55	70	70
Power factor	0.55	0.55	0.55	0.55
Switching cycles	>20,000	>20,000	>20,000	>20,000
Rated lifetime (h)	25,000	25,000	25,000	25,000
Dimming	No	No	No	No
Product code	LDFC740MX5EU	LDFC740WX5EU	LDFC940MX5EU	LDFC940WX5EU
Rated voltage (V)	220-240	220-240	220-240	220-240
Rated wattage (W)	6.9	6.9	8.9	8.9
Frequency (Hz)	50 / 60	50 / 60	50 / 60	50 / 60
Rated input current (mA)	55	55	70	70
Power factor	0.55	0.55	0.55	0.55
Switching cycles	>20,000	>20,000	>20,000	>20,000
Rated lifetime (h)	25,000	25,000	25,000	25,000
Dimming	No	No	No	No

Mechanical parameters

MODEL NAME	E-CORE GX53			
Product code	LDFC727MX5EU	LDFC727WX5EU	LDFC927MX5EU	LDFC927WX5EU
Overall length (mm)	48	48	53	53
Diameter (mm)	90	90	90	90
Net weight (g)	155	155	195	195
Cap	GX53-1	GX53-1	GX53-1	GX53-1
Product code	LDFC740MX5EU	LDFC740WX5EU	LDFC940MX5EU	LDFC940WX5EU
Overall length (mm)	48	48	53	53
Diameter (mm)	90	90	90	90
Net weight (g)	155	155	195	195
Cap	GX53-1	GX53-1	GX53-1	GX53-1

Drawings



Logistic data

PRODUCT CODE	EAN/ITF CODE	PACKAGING TYPE	SIZE OF PACKAGING (mm) L x H x W	GROSS WEIGHT (g)
LDFC727MX5EU	4974550447584	Gift box (1 pcs)	102 x 102 x 58	178
	14974550447581	Outer carton (12 pcs)	217 x 311 x 131	2,000
LDFC727WX5EU	4974550447560	Gift box (1 pcs)	102 x 102 x 58	178
	14974550447567	Outer carton (12 pcs)	217 x 311 x 131	2,000
LDFC927MX5EU	4974550447621	Gift box (1 pcs)	102 x 102 x 58	218
	14974550447628	Outer carton (12 pcs)	217 x 311 x 131	2,400
LDFC927WX5EU	4974550447607	Gift box (1 pcs)	102 x 102 x 58	218
	14974550447604	Outer carton (12 pcs)	217 x 311 x 131	2,400
LDFC740MX5EU	4974550447591	Gift box (1 pcs)	102 x 102 x 58	178
	14974550447598	Outer carton (12 pcs)	217 x 311 x 131	2,000
LDFC740WX5EU	4974550447577	Gift box (1 pcs)	102 x 102 x 58	178
	14974550447574	Outer carton (12 pcs)	217 x 311 x 131	2,000
LDFC940MX5EU	4974550447638	Gift box (1 pcs)	102 x 102 x 58	218
	14974550447635	Outer carton (12 pcs)	217 x 311 x 131	2,400
LDFC940WX5EU	4974550447614	Gift box (1 pcs)	102 x 102 x 58	218
	14974550447611	Outer carton (12 pcs)	217 x 311 x 131	2,400

Handling and safety information

- + Do not cover the lamp with paper, cloth or other easily flammable materials
- + Do not expose the lamp to water or high humidity
- + Avoid additional mechanical stress on the lamp
- + Do not touch the lamp during or shortly after usage. Risk of burn!
- + Use only with recommended dimmers
- + Ambient temperature range: +5 °C to +40 °C
- + Do not look directly into the lamp
- + Do not spray pesticide on this lamp
- + Please ensure the mains power is disconnected before undertaking any work on the luminaire or lamp

www.toshiba.eu/lighting