


# Model 67

## 3/8" Square

### Multiturn

### Cermet Trimming Potentiometer



#### ELECTRICAL

Standard Resistance Range	10 Ohms to 2 Megohms
Standard Resistance Tolerance	±10% (<100 Ohms = ±20%)
Input Voltage	200 Vdc Max. or rms not to exceed power rating
Slider Current	100 mA Max. or within rated power, whichever is less
Power Rating	0.5 Watts at 85°C derating to 0 at 125°C
End Resistance	2 Ohms Max.
Actual Electrical Travel	20 turns nominal
Dielectric Strength	900 Vrms
Insulation Resistance	1,000 Megohms Min.
Resolution	Essentially infinite
Contact Resistance Variation	1% or 1 Ohm Max., whichever is greater

#### ENVIRONMENTAL

Seal	85°C Fluorinert® (No Leaks)
Temperature Coefficient	±100 ppm/°C (<100 Ohms = ±250 ppm/°C)
Operating Temperature Range	-55°C to +125°C
Thermal Shock	Five cycles -55°C to +125°C (1% ΔRT, 1% ΔVR)
Moisture Resistance	Ten 24 hour cycles (1% ΔRT, IR 1,000 Megohms Min.)
Shock	6 ms sawtooth, 100 G's (1% ΔRT, 1% ΔVR)
Vibration	20 G's, 10 to 2,000 Hz (1% ΔRT, 1% ΔVR)
High Temperature Exposure	250 hours at 125°C (2% ΔRT, 2% ΔVR)
Rotational Life	200 cycles (3% ΔRT)
Load Life	1,000 hours at 70°C & 0.5 Watts (2% ΔRT)
Resistance to Solder Heat	260°C for 10 sec. (1% ΔRT)

#### MECHANICAL

Mechanical Stops	Clutch action, both ends
Torque, Starting	5 oz.-in. Max. (0.035 N-m)
Weight	0.04 oz. nominal (1.1 grams)

*Specifications subject to change without notice.  
Fluorinert® is a registered trademark of 3M Company.*

# Model 67

## PACKAGING

Standard (no code): Boxes. Capacity = 100 units for 67W. 50 units for all other pin styles.

Option (TR code, available for 67W & 67X only): Tape & Reel. All units oriented with #1 pin to the right of the direction of feed.

Tape	Width =	18 mm
	Sprocket =	Single hole, 0.050" spacing
	Capacity =	1,000 units
	Seat plane to centerline of sprocket hole =	0.71" (18 mm)
Reel	Diameter =	14" (363 mm)

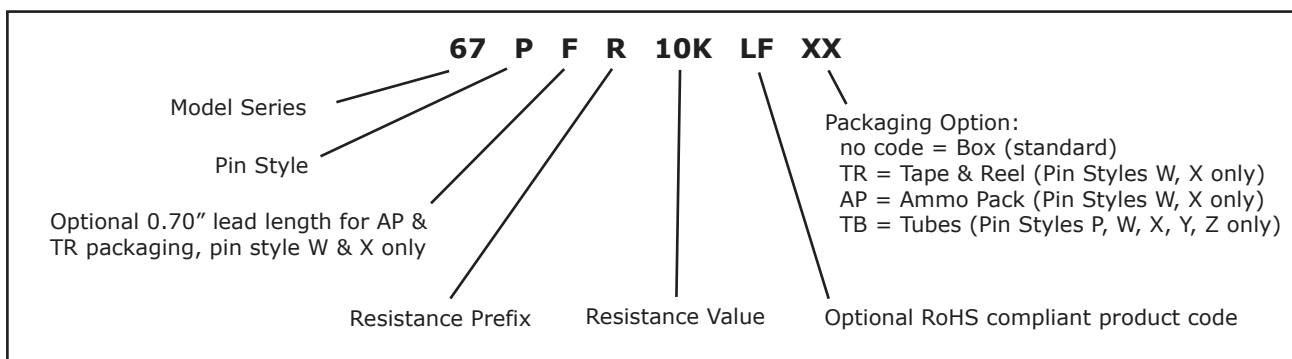
Option (AP code, available for 67W & 67X only): Ammo Pack. All units oriented with #1 pin to the right of the direction of feed.

Ammo	Tape Fold =	12" (305 mm)
	Box =	1.8" x 13" x 10" (46 mm x 330 mm x 254 mm)

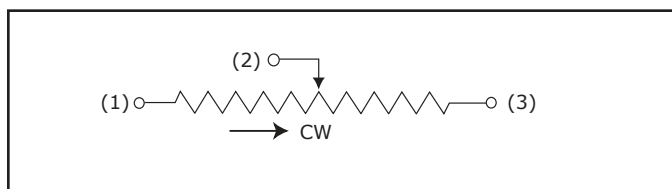
Option (TB code): Tubes. All units oriented with #1 pin to same side. Tube capacity = 50 units.

	Pin Style	P	W, Y	X, Z
Dimensions	Width =	0.57"	0.28"	0.28"
	Height =	0.66"	0.93"	0.93"
	Length =	20.9"	20.6"	24.4"

## ORDERING INFORMATION



## CIRCUIT DIAGRAM



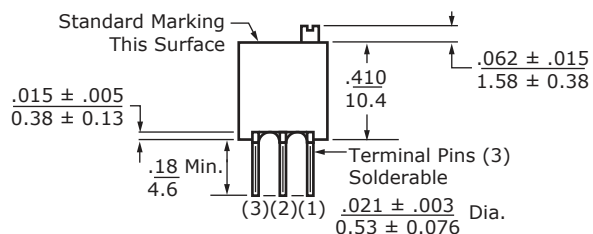
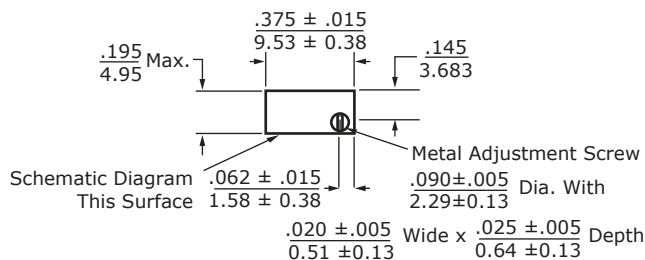
## STANDARD RESISTANCE VALUES

10	200	5K	50K	500K
20	500	10K	100K	1Meg
50	1K	20K	200K	2Meg
100	2K	25K	250K	

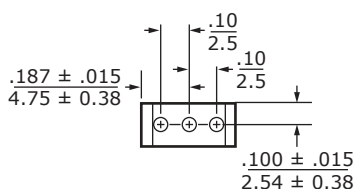
# Model 67

## TOP ADJUSTMENT

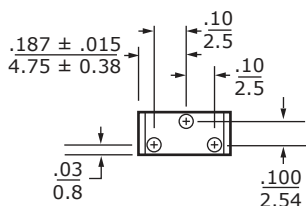
### Model 67W & 67Y



### Model 67W

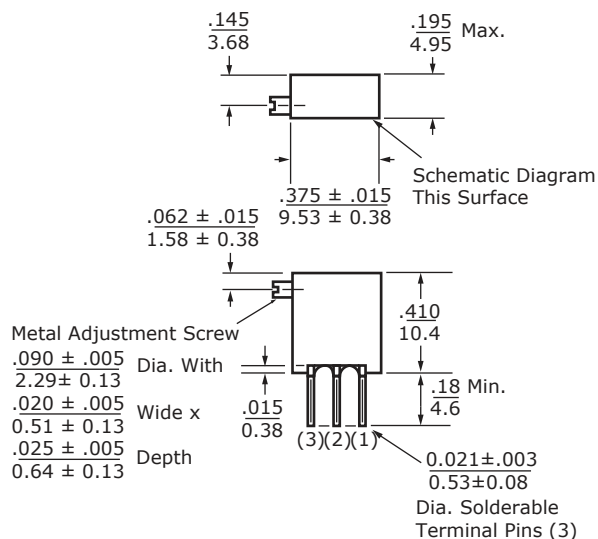


### Model 67Y

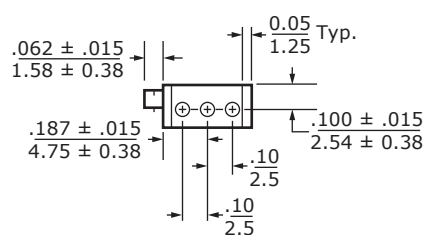


## SIDE ADJUSTMENT

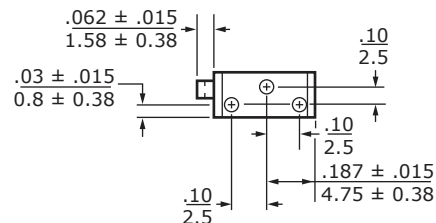
### Model 66X & 67Z



### Model 67X



### Model 67Z



## SIDE ADJUSTMENT

### Model 67P

