20DAM-L

RoHS Compliant | Ø20mm | 30.6 N

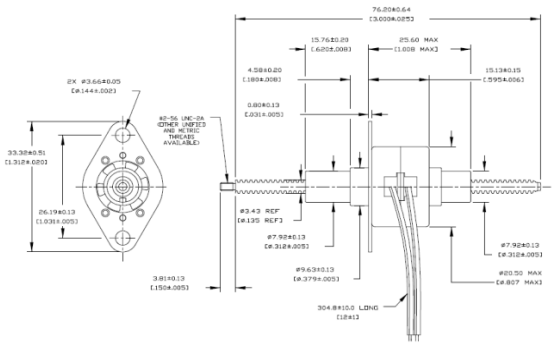

Dimensions in mm

20DAM-L

Electrical Data		20DAMXXD1B-L Bipolar	20DAMXXD2B-L Bipolar	20DAMXXD1U-L Unipolar	20DAMXXD2U-L Unipolar	
1 Operating Voltage		5	12	5	12	VDC
2 Resistance per Phase, ± 10%		20.0	115.2	20.0	115.2	Ohms
3 Inductance per Phase, typ		7.2	40.8	3.8	20.3	mH
4 Rated Current per Phase *		0.25	0.10	0.25	0.10	A
Coil independent parameters	**XX**					
5 Max. Holding Force	@ .001" (0.0254mm)	30.6 (110)		20.9 (75)		N (oz)
	@ .002" (0.0508mm)	20.9 (75)		13.9 (50)		N (oz)
	@ .004" (0.1016mm)	11.1 (40)		8.3 (30)		N (oz)
6 Min. Holding Force (Unenergized)	@ .001" (0.0254mm)	55.6 (200)				N (oz)
	@ .002" (0.0508mm)	11.1 (40)				N (oz)
	@ .004" (0.1016mm)	2.8 (10)				N (oz)
7 Maximum Travel	@ .001" (0.0254mm)	50 (1.97)				mm (in)
	@ .002" (0.0508mm)	50 (1.97)				mm (in)
	@ .004" (0.1016mm)	50 (1.97)				mm (in)
8 Step Angle		15 ± 1				Degree
9 Steps per Revolution		24				
10 Ambient Temperature Range (operating)		-20 to +70 (-4 to +158)				°C (°F)
11 Maximum Coil Temperature		130 (266)				°C (°F)
12 Bearing Type		Ball Bearing				
13 Insulation Resistance at 500 VDC		20				Mohms
14 Dielectric Withstanding Voltage		650 for 2 seconds				VAC
15 Weight		25 (0.88)				g (oz)
16 Leadwire		AWG #28, UL1429 (80° C, 150 V)				

All Motor Data Values at 20°C Unless Otherwise Specified

* Energize at Rated Current, 2 Phase On

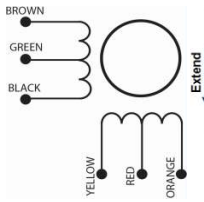

UNIPOLAR COIL

YELLOW	ORANGE	BROWN	BLACK	RED/GREEN
+	-	+	-	+
+	-	-	+	+
-	+	-	+	+
-	+	+	-	+
+	-	+	-	+

Extend ↓ ↑ Retract

VIEWED FROM OUTPUT SHAFT

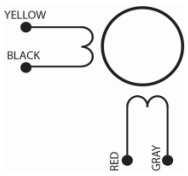

BIPOLAR COIL

RED	GRAY	YELLOW	BLACK
+	-	+	-
+	-	-	+
-	+	-	+
-	+	+	-
+	-	+	-

Extend ↓ ↑ Retract

VIEWED FROM OUTPUT SHAFT

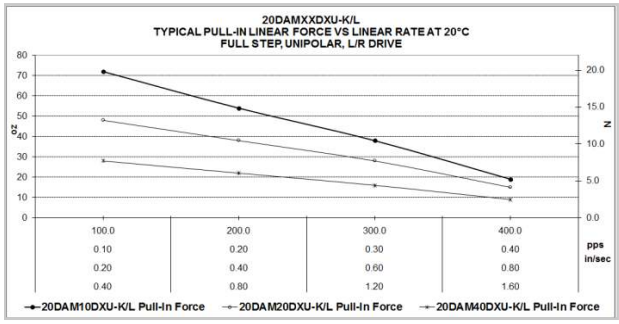

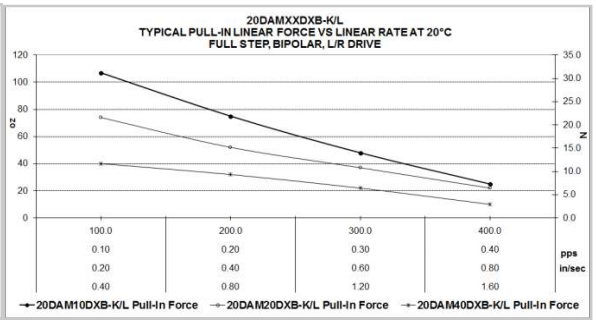

© 2016 Portescap. Specifications subject to change without notice.