


## 25-Pin D-sub terminal connector modular



2010C258 - Male connector with jackscrew nut connection



2010C259 - Female connector with jackscrew nut connection



2010C260 - Male connector with locking screw connection

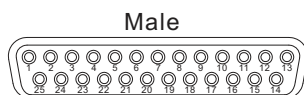


2010C261 - Female connector with locking screw connection

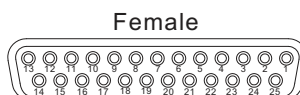
Included accessories  
1x Screw driver  
1x Cable strain Relief  
2x Fastening screw



Material:  
Housing: PP  
Connector insulator: PBT+30%GF (UL94V-0)  
Contact: Brass  
Contact plated: Nickel  
Connector shell plated: Cu60µ/Ni100-120µ  
Technical:  
Contact current rating: 5A max.  
Insulation resistance: 1000MΩ min. at 500V/DC  
Dielectric withstanding voltage: 500V/AC(R.M.S)/1min.  
Operation temperature: -20 ~85°C



Male



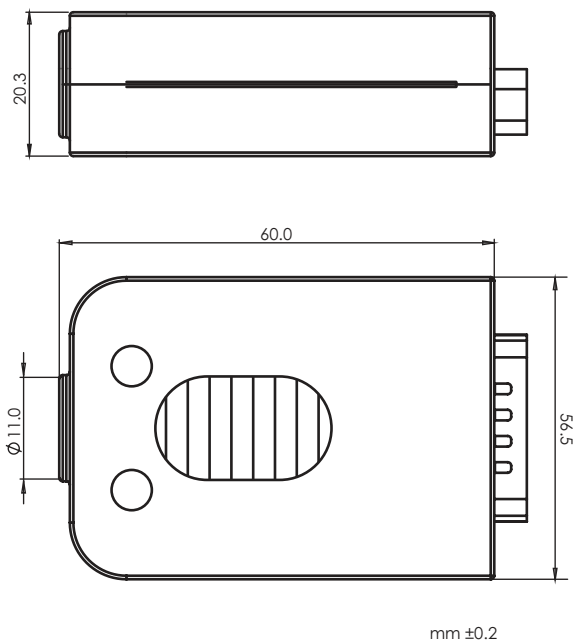
Female

### Parallel connection

1	STR - Strobe	14	Auto feed
2	D0 - Data bit 0	15	Error
3	D1 - Data bit 1	16	Reset
4	D2 - Data bit 2	17	Select Input
5	D3 - Data bit 3	18	Ground
6	D4 - Data bit 4	19	Ground
7	D5 - Data bit 5	20	Ground
8	D6 - Data bit 6	21	Ground
9	D7 - Data bit 7	22	Ground
10	ACK - Acknowledgement	23	Ground
11	Busy	24	Ground
12	Paper Out	25	Ground
13	Select		

### Serial connection

2	TXD - Transmit Data
3	RXD - Receive Data
4	RTS - Request To Send
5	CTS - Clear To Send
6	DSR - Data Set Ready
7	GND - Signal Ground
8	CD - Carrier Detect
20	DTR - Data Terminal Ready
22	RI - Ring Indicator



mm ±0.2