

6FM50D-X 12V 50Ah(20hr)

The rechargeable batteries are lead-lead dioxide systems. The dilute sulfuric acid electrolyte is absorbed by separators and plates and thus immobilized. Should the battery be accidentally overcharged producing hydrogen and oxygen, special one-way valves allow the gases to escape thus avoiding excessive pressure build-up. Otherwise, the battery is completely sealed and is, therefore, maintenance-free, leak proof and usable in any position.



Battery Construction

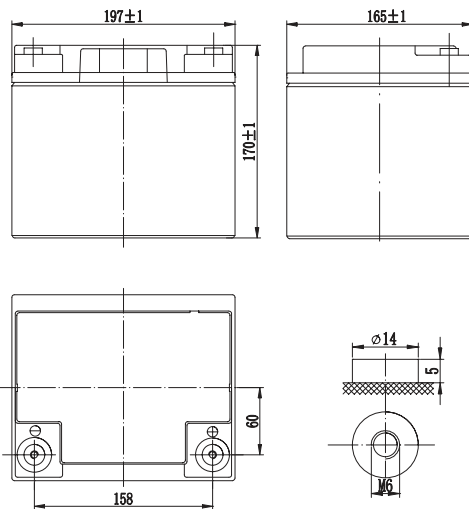
Component	Positive plate	Negative plate	Container	Cover	Safety valve	Terminal	Separator	Electrolyte
Raw material	Lead dioxide	Lead	ABS	ABS	Rubber	Copper	Fiberglass	Sulfuric acid

General Features

- Absorbent Glass Mat (AGM) technology for efficient gas recombination of up to 99% and freedom from electrolyte maintenance or water adding.
- Not restricted for air transport-complies with IATA/ICAO Special Provision A67.
- UL-recognized component.
- Can be mounted in any orientation.
- Computer designed lead, calcium tin alloy grid for high power density.
- Long service life, float or cyclic applications.
- Maintenance-free operation.
- Low self discharge.

Dimensions and Weight

Length(mm / inch).....197 / 7.76
 Width(mm / inch).....165 / 6.50
 Height(mm / inch).....170 / 6.69
 Total Height(mm / inch).....170 / 6.69
 Approx. Weight(Kg / lbs).....13.8 / 30.4



Performance Characteristics

Nominal Voltage12V
 Number of cell 6
 Design Life10 years
 Nominal Capacity 77°F(25°C)
 20 hour rate (5.0A, 9.6V) 50.0Ah
 10 hour rate (4.5A, 10.8V) 45.0Ah
 5 hour rate (7.23A, 10.5V) 36.15Ah
 1 hour rate (27.2A, 9.6V) 27.2Ah
 Internal Resistance
 Fully Charged battery 77°F(25°C) 7.5mOhms
 Self-Discharge
 3% of capacity declined per month at 20°C(average)
 Operating Temperature Range
 Discharge -20~60°C
 Charge -10~60°C
 Storage -20~60°C
 Max. Discharge Current 77°F(25°C) 450A(5s)
 Short Circuit Current1050A
 Charge Methods: Constant Voltage Charge 77°F(25°C)
 Cycle use 14.4-14.7V
 Maximum charging current 13.5A
 Temperature compensation -30mV/°C
 Standby use 13.6-13.8V
 Temperature compensation -20mV/°C

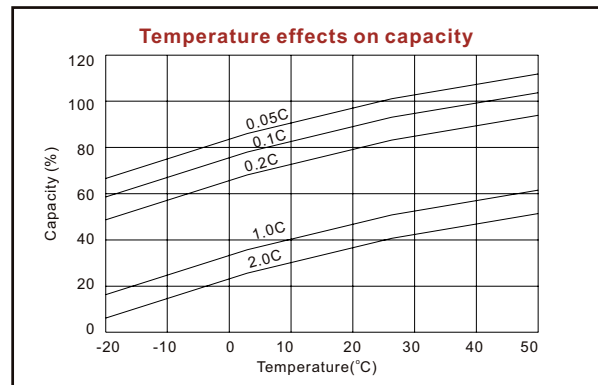
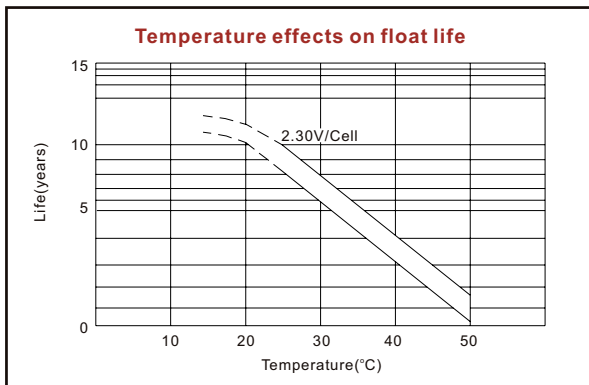
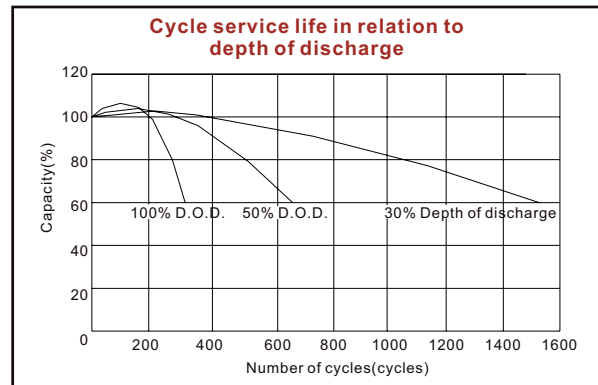
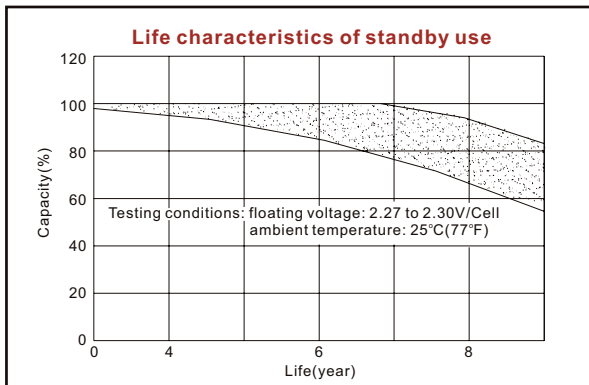
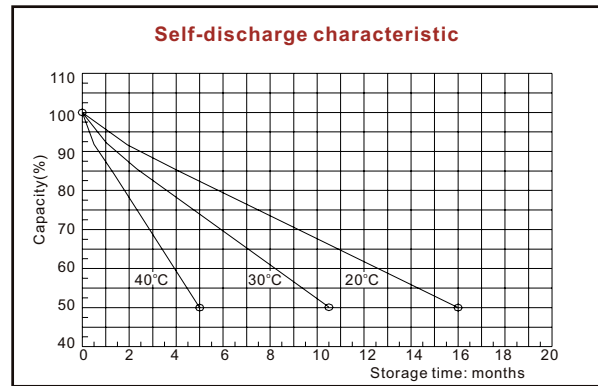
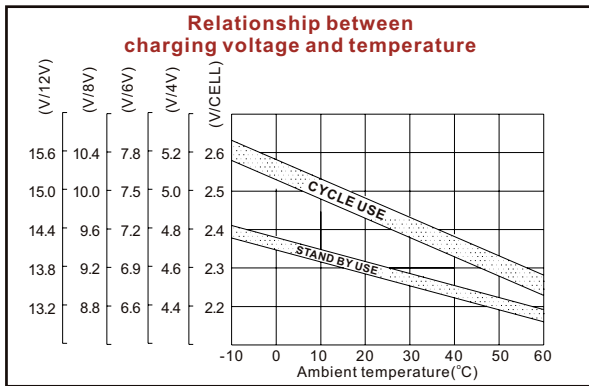
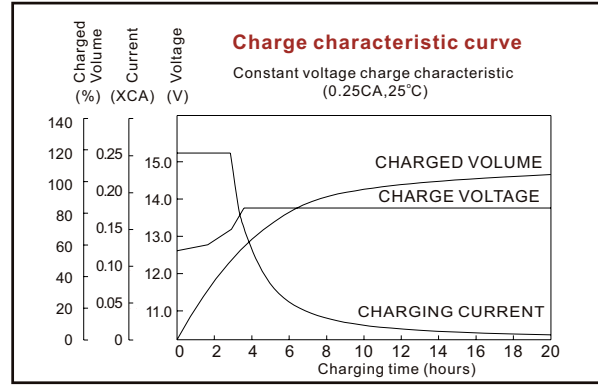
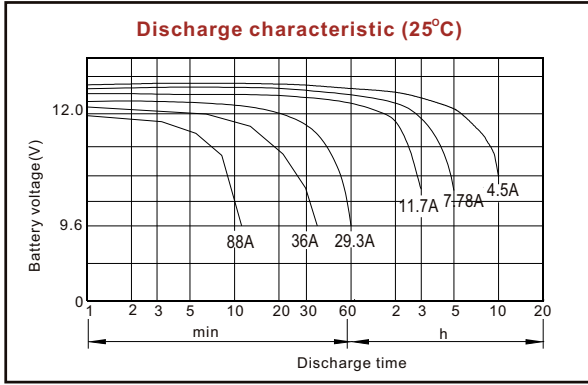
Discharge Constant Current (Amperes at 77°F25°C)

End Point Volts/cell	5min	10min	15min	30min	1h	3h	5h	10h	20h	100h
1.60V	161	104	83.5	46.0	29.3	12.5	8.22	4.92	2.50	0.54
1.65V	152	99.3	79.3	44.5	28.9	12.3	8.08	4.82	2.48	0.54
1.70V	140	94.0	76.2	43.1	28.4	11.9	7.93	4.72	2.45	0.54
1.75V	129	88.8	72.0	41.7	28.1	11.7	7.78	4.61	2.42	0.54
1.80V	119	83.5	68.9	41.2	27.7	11.4	7.65	4.50	2.37	0.54

Discharge Constant Power (Watts at 77°F25°C)

End Point Volts/cell	5min	10min	15min	30min	45min	1h	2h	3h	5h	100h
1.60V	271	181	151	86.7	73.1	58.0	34.2	24.2	15.8	1.08
1.65V	257	174	146	85.4	71.7	57.3	33.7	24.0	15.6	1.08
1.70V	242	168	141	84.1	70.4	56.4	33.2	23.8	15.5	1.08
1.75V	227	160	137	82.8	69.0	55.4	32.5	23.6	15.3	1.08
1.80V	219	155	131	81.5	67.7	54.6	32.0	23.3	15.2	1.08

(Note)The above characteristics data are average values obtained within three charge/discharge cycles not the minimum values.



ISO9001:2000

MH25860

G4M19906-9202-E-16

Shenzhen Center Power Tech. Co., Ltd.
 Center Power Industrial Park, Tongfu Industrial District Dapeng Town, 518120 Shenzhen, China
 Tel: (+86-755) 8431 8088 Fax: (+86-755) 84318038 E-mail: sales@vision-batt.com

www.vision-batt.com