

LC78_2.0 Cost effective Series

Wide Input, Non-Isolated & Regulated, Single Output



Switching Regulator

- ⊕ High performance switching regulator
- ⊕ Low profile (L*W*H=11.6*7.5*10.2)
- ⊕ Wide 4.5V to 30V operating input voltage range
- ⊕ High efficiency up to 97%
- ⊕ Compatible with LM78 pin-out
- ⊕ Short circuit protection (SCP)
- ⊕ No Heat Sink Required
- ⊕ Low Quiescent Current

The LC78_1.5 & LC78_2.0 series cost effective high efficiency switching regulators are ideally suited to replace LM78xx linear regulators and are pin compatible.

Model selection:

LC78_yy-pp
LC=Series; yy=Vout; pp=output current

Example:

LC78_05-2.0
LC=Series; ##= 5Vout; pp=2.0A



Common specifications	
Short circuit protection:	Continuous, automatic recovery
Temperature rise at full load:	40°C MAX
Cooling:	Free air convection
Operation temperature range:	-40°C~+85°C (with derating)
Storage temperature range:	-55°C ~+125°C
Lead temperature:	300°C MAX, 1.5mm from case for 10 sec
Operating case temperature:	110°C MAX
Case thermal impedance:	70°C/W
Temperature coefficient:	-40°C to +85°C ambient 0.02%/°C MAX
Storage humidity range:	< 95%
MTBF (using MIL-HDBK-217F):	+25°C 2068x10 ³ hours +60°C 975x10 ³ hours
Packing quantities:	42pcs per Tube
Case material:	Non Conductive Black Plastic UL94-V0
Potting material:	Epoxy UL94-V0
Soldering profile:	265°C/10sec. MAX
Weight:	1.5g

Output specifications						
Item	Test conditions	Min	Typ	Max	Units	
Output voltage accuracy	full load			±3	%	
Output current						
Output shorted current limit	Vout= 0VDC		3.0		A	
Internal power dissipation			0.7		W	
Line regulation	Vin= min. to max. at full load		0.4		%	
Load regulation	10% to 100% load		40		mV	
Ripple + Noise	Vo=5.0VDC at 20MHz Bandwidth			100	mVp-p	
Dynamic load stability	100%<->50% load		±150		mV	
Switching frequency				600	KHz	
No load input current				10	mA	
Thermal shutdown	Internal IC junction			150	°C	
Max capacitance load				100	µF	

Note:

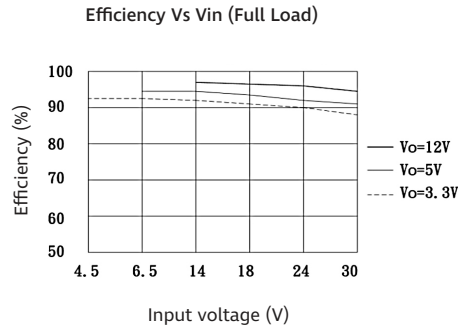
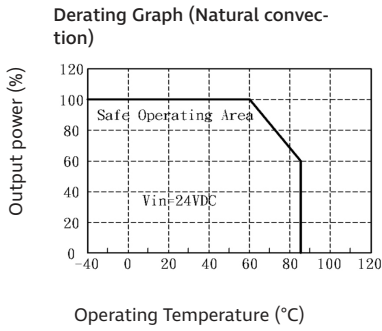
1. All specifications measured at TA=25°C, humidity<75%, nominal input voltage and rated output load unless otherwise specified.
2. Only typical models listed. If you need other model, please confirm the power, input voltage and output voltage, and then phone us.

Part Number	Input Voltage Range [VDC]	Output Voltage [VDC]	Output Current [A]	Efficiency [Vin. min]	Efficiency [Vin. max]	Capacitive load [µF; max]
LC78_1.8-2.0	4.5-30	1.8	2.0	89	81	1000
LC78_2.5-2.0	4.5-30	2.5	2.0	91	84	1000
LC78_03-2.0	4.5-30	3.3	2.0	92	88	1000
LC78_05-2.0	6.5-30	5	2.0	94	91	1000
LC78_12-1.5	15-30	12	1.5	97	94	470

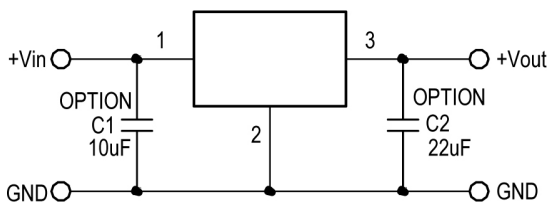
LC78_2.0 Cost effective Series

Wide Input Non-Isolated & Regulated, Single Output

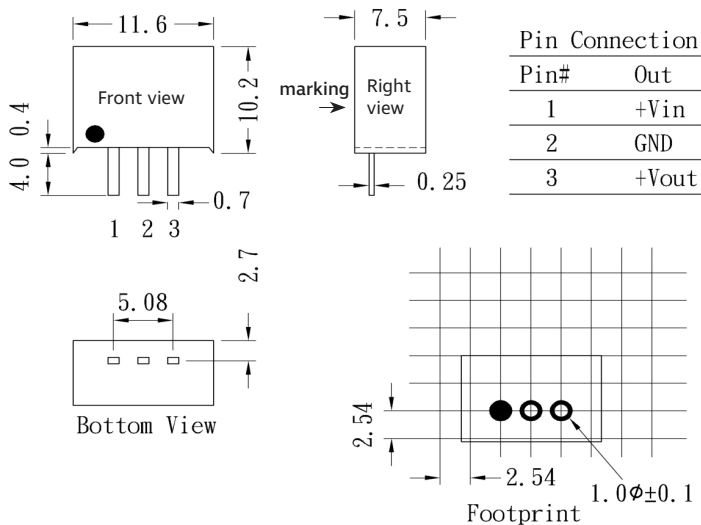
Typical characteristics



Standard application circuit



Mechanical dimensions



Tube outline dimensions

