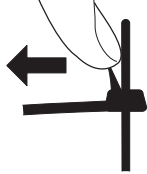




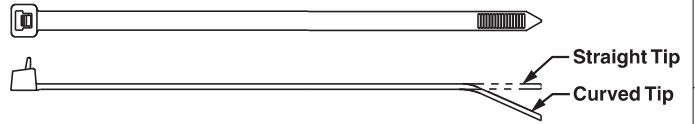
Pan-Ty® Releasable Cable Ties – Weather Resistant and Heat Stabilized Nylon 6.6

- Weather resistant material has greater resistance to damage caused by ultraviolet light – indoor or outdoor use
- Heat stabilized material for high temperature applications up to 239°F (115°C) – indoor use

- Extended release tab permits easy release and re-use where changes are anticipated during development, production, or servicing in the field
- One-piece construction for consistent performance and reliability
- Curved tip is easy to pick up from flat surfaces and allows faster initial threading to speed installation



To release, grasp the head of the cable tie, deflect release tab, and pull the cable tie away from the bundle.



Part Number	Length		Width		Thickness		Max. Bundle Dia.		Min. Loop Tensile Str.		Recommended Installation Tool	Std. Pkg. Qty.	Std. Ctn. Qty.
	In.	mm	In.	mm	In.	mm	In.	mm	Lbs.	N			

Weather Resistant Nylon 6.6

Standard Cross Section

PRT1S-C0	4.8	122	.190	4.8	.052	1.3	1.00	25	50	222	Hand install only	100	1000
PRT1.5S-C0	6.3	160	.190	4.8	.052	1.3	1.50	38	50	222		100	1000
PRT2S-C0	7.4	188	.190	4.8	.052	1.3	1.88	48	50	222		100	1000
PRT3S-C0	11.5	292	.190	4.8	.052	1.3	3.00	76	50	222		100	1000
PRT4S-C0	14.5	368	.190	4.8	.052	1.3	4.00	102	50	222		100	1000

Light-Heavy Cross Section (Straight Tip)

PRT2H-L0	8.4	213	.300	7.6	.075	1.9	2.00	51	80	356	Hand install only	50	500
PRT3H-L0	11.4	290	.300	7.6	.075	1.9	3.00	76	80	356		50	500
PRT4H-L0	14.5	368	.300	7.6	.075	1.9	4.00	102	80	356		50	500

Heat Stabilized Nylon 6.6

Standard Cross Section

PRT1.5S-M30	6.3	160	.190	4.8	.052	1.3	1.50	38	50	222	Hand install only	1000	10000
-------------	-----	-----	------	-----	------	-----	------	----	----	-----	-------------------	------	-------

Note: UL Listed, UL Recognized, and CSA Certified, except PRT2H/3H/4H.

A. System Overview

B1. Cable Ties

B2. Cable Accessories

B3. Stainless Steel Ties

C1. Wiring Duct

C2. Surface Raceway

C3. Abrasion Protection

C4. Cable Management

D1. Terminals

D2. Power Connectors

D3. Grounding Connectors

E1. Labeling Systems

E2. Labels

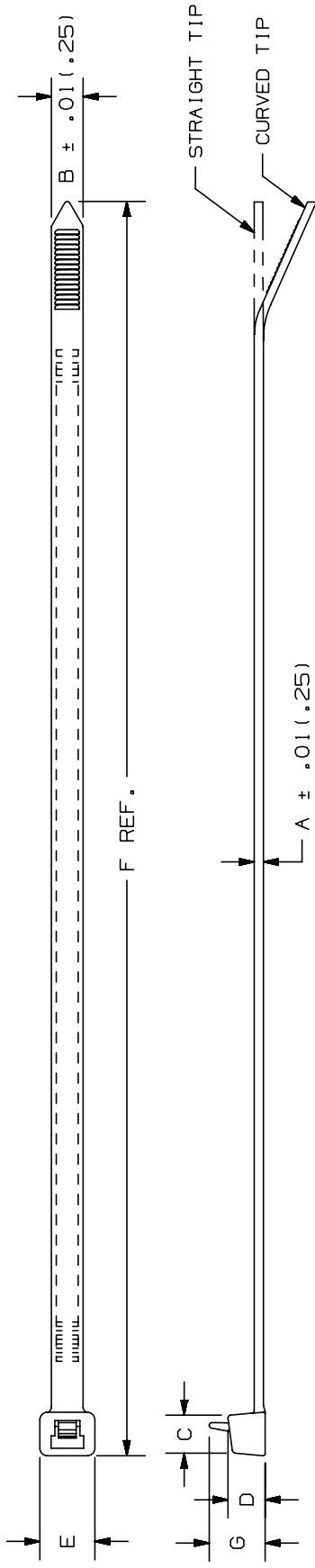
E3. Pre-Printed & Write-On Markers

E4. Permanent Identification

E5. Lockout/Tagout & Safety Solutions

F. Index

THIS COPY IS PROVIDED ON A RESTRICTED BASIS AND IS NOT TO BE USED IN ANY WAY DETRIMENTAL TO THE INTERESTS OF PANDUIT CORP.



PANDUIT * PART NO.	BUNDLE DIA.		A in (mm)	B in (mm)	C in (mm)	D in (mm)	E in (mm)	F in (mm)	G in (mm)	MIN. LOOP TENSILE lbs (N)	CROSS- SECTION	TIP STYLE	WEIGHT lbs/100pcs (g)
	MIN in (mm)	MAX in (mm)											
PRT1S	.06 (1.5)	1.00 (25)	.052 (1.3)	.190 (4.8)	.258 (6.5)	.219 (5.6)	.316 (8.0)	4.8 (122)	.318 (8.1)	50 (222)	STANDARD	CURVED	.13 (59)
PRT1.5S	.06 (1.5)	1.50 (38)	.052 (1.3)	.190 (4.8)	.258 (6.5)	.219 (5.6)	.316 (8.0)	6.3 (160)	.318 (8.1)	50 (222)	STANDARD	CURVED	.26 (119)
PRT2S	.06 (1.5)	1.88 (48)	.052 (1.3)	.190 (4.8)	.258 (6.5)	.219 (5.6)	.316 (8.0)	7.4 (188)	.318 (8.1)	50 (222)	STANDARD	CURVED	.29 (132)
PRT3S	.06 (1.5)	3.00 (76)	.052 (1.3)	.190 (4.8)	.265 (6.7)	.219 (5.6)	.337 (8.6)	11.5 (292)	.318 (8.1)	50 (222)	STANDARD	CURVED	.45 (205)
PRT4S	.06 (1.5)	4.00 (102)	.052 (1.3)	.190 (4.8)	.265 (6.7)	.219 (5.6)	.337 (8.6)	14.5 (368)	.318 (8.1)	50 (222)	STANDARD	CURVED	.56 (255)

NOTES:
* 1) SEE CURRENT PRICE SHEET FOR PART NUMBER SUFFIX DESIGNATIONS FOR PACKAGE SIZE AND PART COLOR.

DIMENSIONS IN PARENTHESES ARE IN METRIC UNITS.												
PANDUIT CORP. TINLEY PARK, ILLINOIS												
PAN-TY CABLE TIES RELEASEABLE SERIES												
UNLESS OTHERWISE SPECIFIED, DIMENSIONAL TOLERANCES ARE: (.X) ± (.XXX) ± .020(.51) (.XX) ± .02(.5) ANGLES ±												
UNLESS OTHERWISE SPECIFIED, ALL DIMENSIONS ARE GIVEN IN INCHES, THIRD ANGLE PROJECTION.												
---	---	CORRECTED MATERIAL NAME		---	---	MATERIAL:		SCALE		NONE		
13	6/22/05	ERW	ADDED TOLERANCE TO DIMENSIONS 'A' & 'B'		4472	13	CEW	DATE	7-31-85	DRAWING NO. SS-4472		
REV	DATE	BY	DESCRIPTION		ECN	R	CUST	SUP	CHK'D	HVP	SHEET 1 OF 2	
		CHK									SIZE A	