


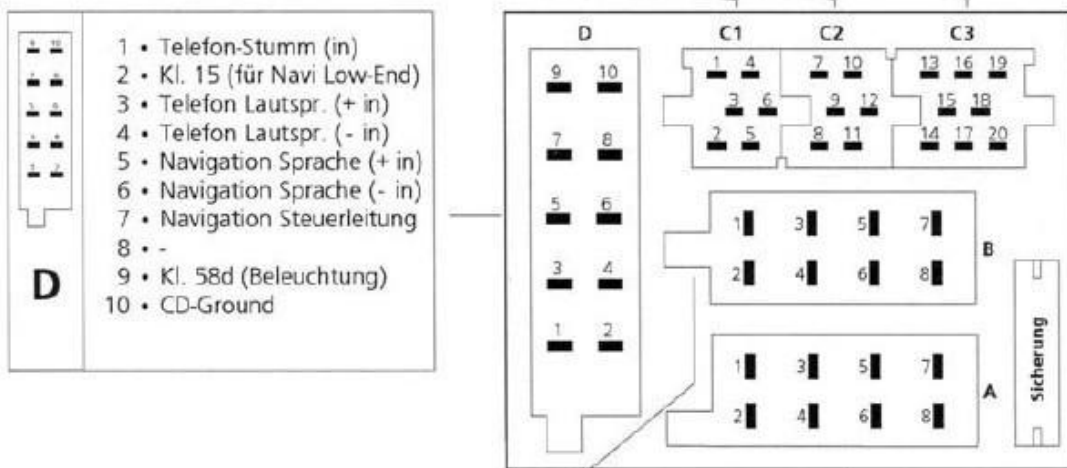



Steckerbelegung Radios Generation I




| | | |
|--|---|--|
|  C1 |  C2 |  C3 |
| <ul style="list-style-type: none"> 1 • Line Out LR (hinten links) 2 • Line Out RR (hinten rechts) 3 • Line Out Masse 4 • Line Out LF (vorne links) 5 • Line Out RF (vorne rechts) 6 • 12V geschalt. f. Verstärker* | <ul style="list-style-type: none"> 7 • CAN high (nur symphony) 8 • Clock (außer symphony) 9 • Data (außer symphony) 10 • Enable (außer Symphony) 11 • Fernbedienung Lenkrad 12 • CAN low (nur symphony) | <ul style="list-style-type: none"> 13 • CDC Data in 14 • CDC Data out 15 • CDC Clock 16 • +12V Dauerplus 17 • +12V geschaltet* 18 • CDC AF / Aux-Masse 19 • CDC AF / Aux-L 20 • CDC AF / Aux-R |

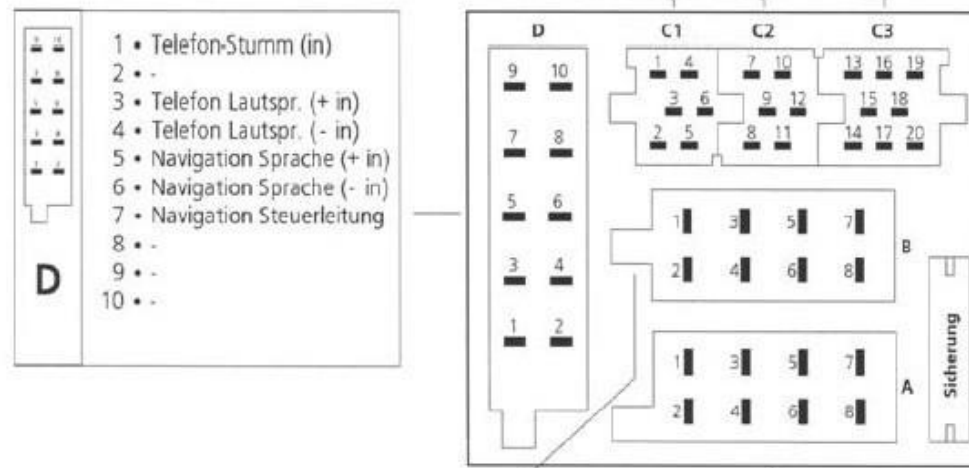


* Maximale Schaltleistung an diesen Anschlüssen insgesamt 300 mA.



| | |
|--|--|
|  B |  A |
| <ul style="list-style-type: none"> 1 • Lautsprecher RR + 2 • Lautsprecher RR - 3 • Lautsprecher RF + 4 • Lautsprecher RF - 5 • Lautsprecher LF + 6 • Lautsprecher LF - 7 • Lautsprecher LR + 8 • Lautsprecher LR - | <ul style="list-style-type: none"> 1 • GALA (Tachosignal) 2 • Telefon-Stummschaltung 3 • K-Diagnose 4 • Kl. 86s (Zündung) 5 • 12V geschaltet f. Antenne 6 • Kl. 58d (Beleuchtung) 7 • Kl. 30 (+12V) 8 • Kl. 31 (Masse) |

Steckerbelegung Radios Generation II

| | | |
|---|--|--|
|  C1 |  C2 |  C3 |
| <ul style="list-style-type: none"> 1 • Line Out LR (hinten links) 2 • Line Out RR (hinten rechts) 3 • Line Out Masse 4 • Line Out LF (vorne links) 5 • Line Out RF (vorne rechts) 6 • 12V geschalt.* (BOSE ein) | <ul style="list-style-type: none"> 7 • CAN-high (Infotainment) 8 • - 9 • - 10 • CD-Masse (Wechsler) 11 • - 12 • CAN-Low (Infotainment) | <ul style="list-style-type: none"> 13 • CDC Data in 14 • CDC Data out 15 • CDC Clock 16 • +12V Dauerplus 17 • +12V geschaltet* 18 • CDC AF / Aux-Masse 19 • CDC AF / Aux-L 20 • CDC AF / Aux-R |



* Maximale Schaltleistung an diesen Anschlüssen insgesamt 300 mA.

| | |
|--|---|
|  B |  A |
| <ul style="list-style-type: none"> 1 • Lautsprecher RR + 2 • Lautsprecher RR - 3 • Lautsprecher RF + 4 • Lautsprecher RF - 5 • Lautsprecher LF + 6 • Lautsprecher LF - 7 • Lautsprecher LR + 8 • Lautsprecher LR - | <ul style="list-style-type: none"> 1 • BOSE-Codierung (Masse) 2 • Diebstahlwarnanlage 3 • K-Diagnose 4 • - 5 • - 6 • - 7 • Kl. 30 (+12V) 8 • Kl. 31 (Masse) |