


## 260pcs Crimp blade connectors assortment with insulators

Item No.: 1809C018

Household appliances use crimp blade connectors from 2.8mm to 6.3mm, which are widely available. This practical range consists of the most common blade connectors, soft insulating sleeves and hard plastic protecting boots - ideal for repair and maintenance. The compilation includes the cross sections from 0.5 mm<sup>2</sup> to 2.5 mm<sup>2</sup> for fine and superfine conductors. Connection angle 180°. Material: electrolytic copper.

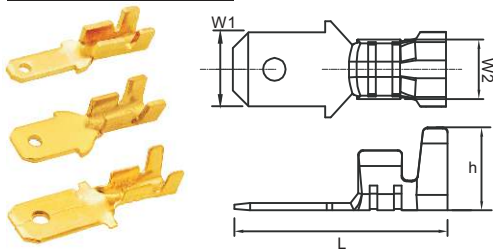


### set contents

Section	Contents	pcs
1	Black PVC sleeve for 6.3mm tab	6
	Red PVC sleeve for 6.3mm tab	6
	Blue PVC sleeve for 6.3mm tab	6
	Transparent PVC sleeve for 6.3mm tab	6
2	Black PVC sleeve for 4.8mm tab	8
	Red PVC sleeve for 4.8mm tab	8
	Blue PVC sleeve for 4.8mm tab	8
	Transparent PVC sleeve for 4.8mm tab	8
3	Black PVC sleeve for 2.8mm tab	12
	Red PVC sleeve for 2.8mm tab	12
	Blue PVC sleeve for 2.8mm tab	12
	Transparent PVC sleeve for 2.8mm tab	12
4	PA housing for 6.3mm tab	6
5	PA housing for 4.8mm tab	8
6	PA housing for 2.8mm tab	12
7	Blade receptacle connector 6.3 x 0.8mm cross section 0.5-1.0mm <sup>2</sup>	15
8	Blade receptacle connector 4.8 x 0.8mm cross section 0.5-1.0mm <sup>2</sup>	20
9	Blade receptacle connector 2.8 x 0.8mm cross section 0.5-1.0mm <sup>2</sup>	30
10	Blade receptacle connector 6.3 x 0.8mm cross section 1.5-2.5mm <sup>2</sup>	15
11	Blade receptacle connector 4.8 x 0.8mm cross section 1.5-2.5mm <sup>2</sup>	20
12	Blade receptacle connector 2.8 x 0.8mm cross section 1.5-2.5mm <sup>2</sup>	30

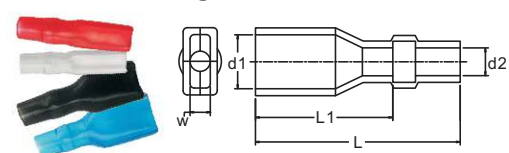


### Blade connector



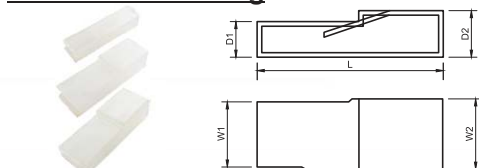
Tab (mm)	Cross section (mm <sup>2</sup> )	L (mm)	h (mm)	W1 (mm)	W2 (mm)
2.8 x 0.8	0.5 - 1.0	16.0	4.7	2.8	2.9
	1.5 - 2.5	16.0	4.3	2.8	3.8
4.8 x 0.8	0.5 - 1.0	17.0	4.4	4.8	3.0
	1.5 - 2.5	17.0	4.7	4.8	3.5
6.3 x 0.8	0.5 - 1.0	20.0	4.3	6.3	3.2
	1.5 - 2.5	20.0	4.5	6.3	3.8

### PVC insulating sleeve



Receptacle (mm)	L (mm)	L1 (mm)	d1 (mm)	d2 (mm)	w (mm)
2.8 x 0.8	23.0 ± 2.0	15.5 ± 1.5	4.0	∅3.0	1.8
4.8 x 0.8	23.0 ± 2.0	15.5 ± 1.5	5.0	∅3.0	2.3
6.3 x 0.8	25.0 ± 2.0	18.0 ± 2.0	8.0	∅3.5	3.5

### PA Plastic housing



Receptacle (mm)	L (mm)	d1 (mm)	d2 (mm)	w1 (mm)	w2 (mm)
2.8 x 0.8	20.2 ± 0.2	4.0 ± 0.1	4.4 ± 0.1	5.0 ± 0.1	5.4 ± 0.1
4.8 x 0.8	21.5 ± 0.2	4.0 ± 0.1	5.8 ± 0.1	7.0 ± 0.1	7.0 ± 0.1
6.3 x 0.8	25.0 ± 0.2	4.8 ± 0.1	6.3 ± 0.1	9.0 ± 0.1	9.4 ± 0.1