

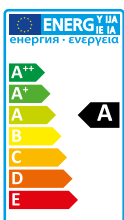


## E-CORE PAR20 / PAR30 / PAR38

The E-CORE PAR range's performance class, beam distribution characteristics and light quality leave no lighting wish unanswered. With its high efficiency, it provides the suitable way in to contemporary room lighting.

### Application:

- + Accent Lighting
- + Display Lighting



## Product details

- + Stylish lamp with E27 base
- + Highly efficient and energy saving
- + Dimmable
- + Focused light with different beam angles
- + Mercury free
- + Instant light
- + Reduction of energy consumption of up to 85%
- + Low IR or UV radiation
- + Life time up to 40,000 hours
- + Pleasant warm or cool white light
- + Good illumination thanks to precisely focussed light

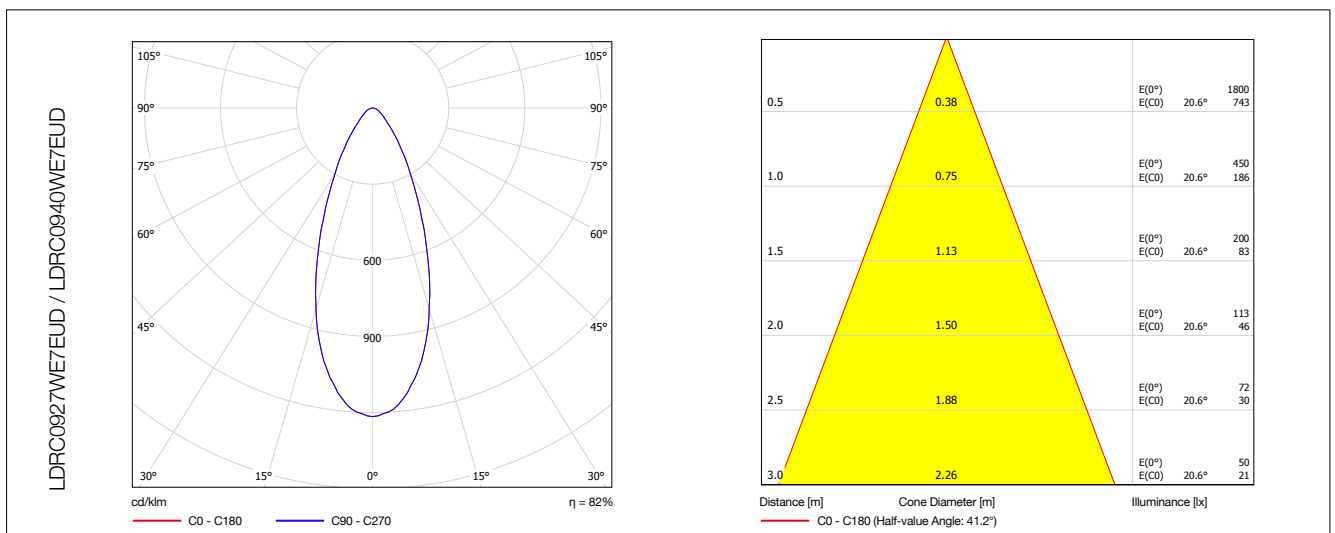
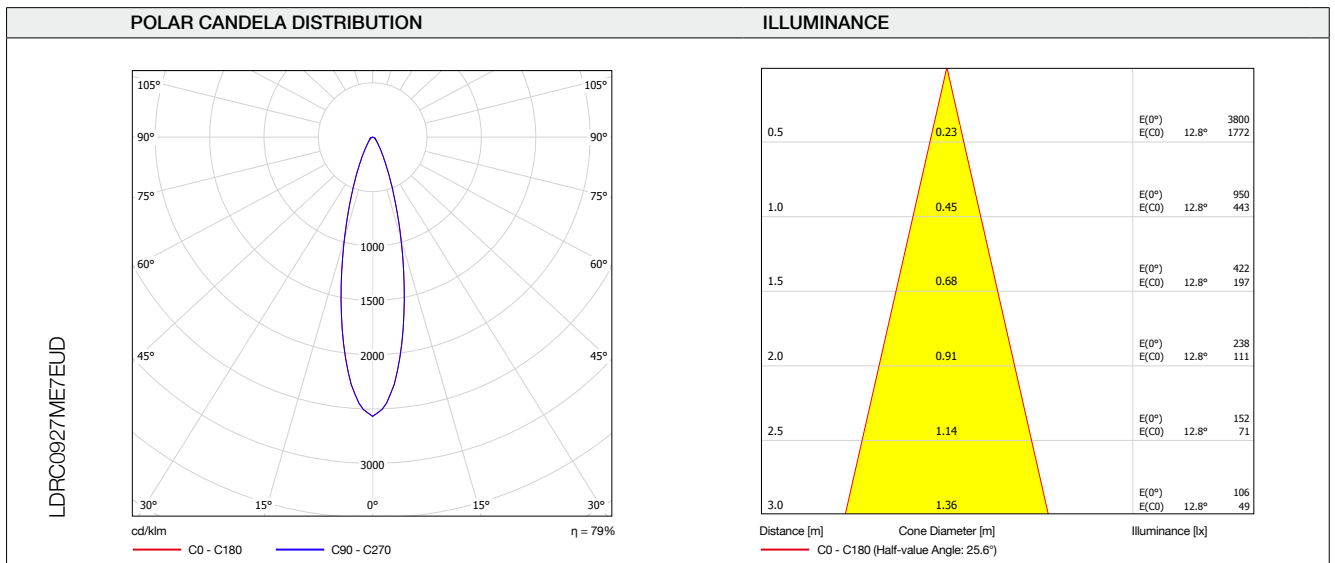
## Optical parameters

MODEL NAME	E-CORE PAR20 9W		
Product code	LDRC0927ME7EUD	LDRC0927WE7EUD	LDRC0940WE7EUD
Useful luminous flux	370 lm	370 lm	380 lm
Colour description	Warm white	Warm white	Neutral white
Colour temperature	<b>2700 K</b>	<b>2700 K</b>	<b>4000 K</b>
Colour rendering index	Ra 80	Ra 80	Ra 80
Colour consistency	6 SDCM	6 SDCM	6 SDCM
Beam angle	25°	40°	40°
Luminous intensity	950 cd	450 cd	460 cd
Lumen maintenance factor	L70 (or 0.7)	L70 (or 0.7)	L70 (or 0.7)
Lamp efficacy	41.1 lm/W	41.1 lm/W	42.2 lm/W
Energy class	A	A	A

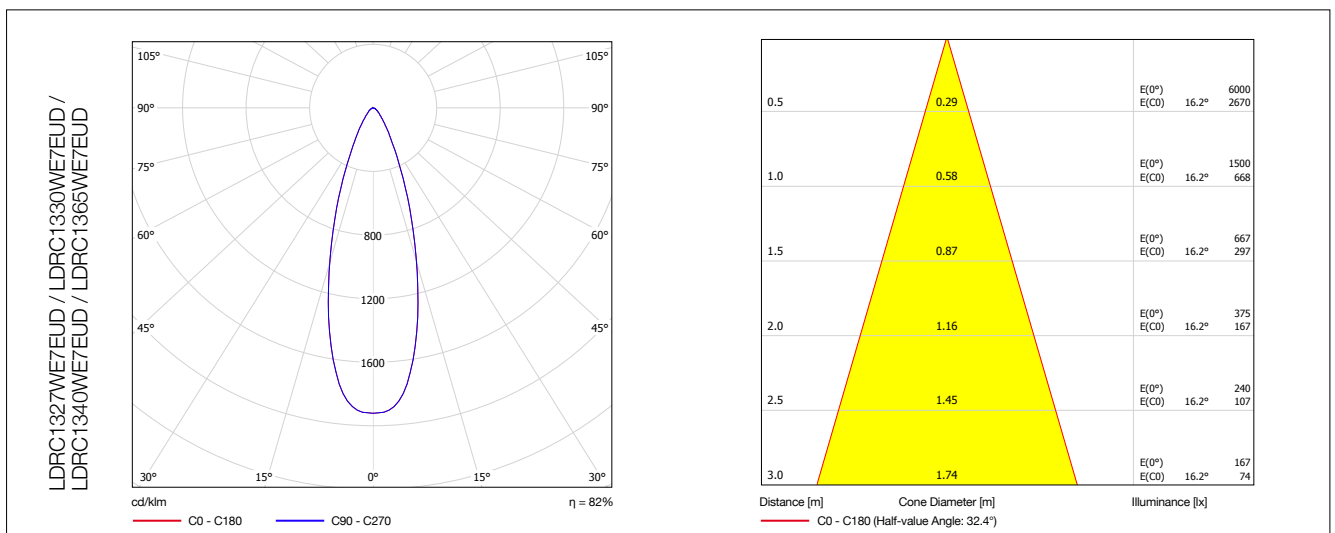
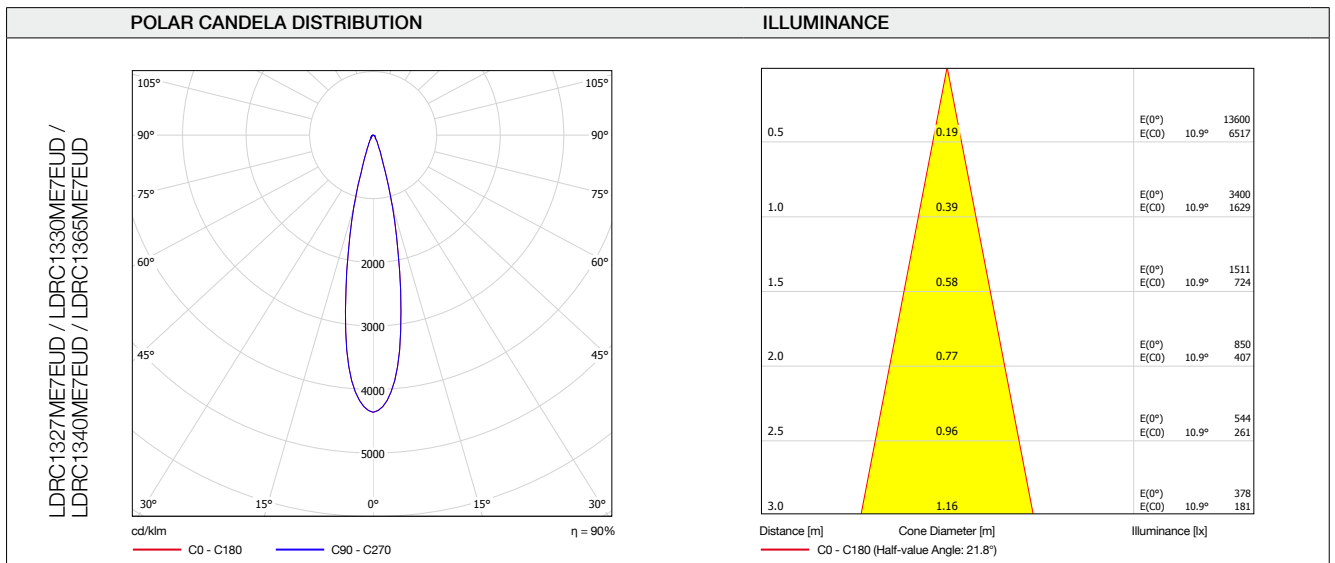
MODEL NAME	E-CORE PAR30 14W			
Product code	LDRC1327ME7EUD / LDRC1327WE7EUD	LDRC1330ME7EUD / LDRC1330WE7EUD	LDRC1340ME7EUD / LDRC1340WE7EUD	LDRC1365ME7EUD / LDRC1365WE7EUD
Useful luminous flux	770 lm	780 lm	780 lm	780 lm
Colour description	Warm white	Warm white	Neutral white	Cool white
Colour temperature	<b>2700 K</b>	<b>3000 K</b>	<b>4000 K</b>	<b>6500 K</b>
Colour rendering index	Ra 80	Ra 80	Ra 80	Ra 80
Colour consistency	6 SDCM	6 SDCM	6 SDCM	6 SDCM
Beam angle	23° / 32°	23° / 32°	23° / 32°	23° / 32°
Luminous intensity	3,400 / 1,500 cd	3,400 / 1,600 cd	3,400 / 1,600 cd	3,400 / 1,600 cd
Lumen maintenance factor	L70 (or 0.7)	L70 (or 0.7)	L70 (or 0.7)	L70 (or 0.7)
Lamp efficacy	55 lm/W	55.7 lm/W	55.7 lm/W	55.7 lm/W
Energy class	A	A	A	A

MODEL NAME	E-CORE PAR38 18,8W			
Product code	LDRC1627ME7EUD2 / LDRC1627WE7EUD2	LDRC1630ME7EUD2 / LDRC1630WE7EUD2	LDRC1640ME7EUD2 / LDRC1640WE7EUD2	LDRC1665ME7EUD2 / LDRC1665WE7EUD2
Useful luminous flux	950 lm	980 lm	980 lm	980 lm
Colour description	Warm white	Warm white	Neutral white	Cool white
Colour temperature	<b>2700 K</b>	<b>3000 K</b>	<b>4000 K</b>	<b>6500 K</b>
Colour rendering index	Ra 80	Ra 80	Ra 80	Ra 80
Colour consistency	6 SDCM	6 SDCM	6 SDCM	6 SDCM
Beam angle	25° / 35°	25° / 35°	25° / 35°	25° / 35°
Luminous intensity	3,200 / 1,650 cd	3,300 / 1,700 cd	3,300 / 1,700 cd	3,300 / 1,700 cd
Lumen maintenance factor	L70 (or 0.7)	L70 (or 0.7)	L70 (or 0.7)	L70 (or 0.7)
Lamp efficacy	50.5 lm/W	52.1 lm/W	52.1 lm/W	52.1 lm/W
Energy class	A	A	A	A

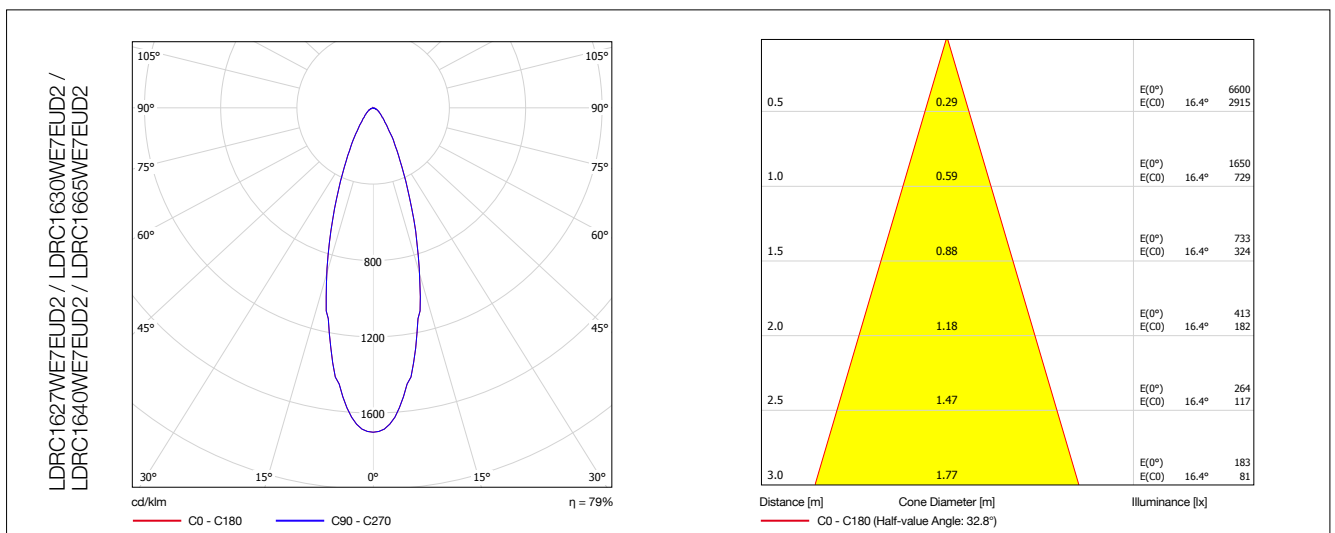
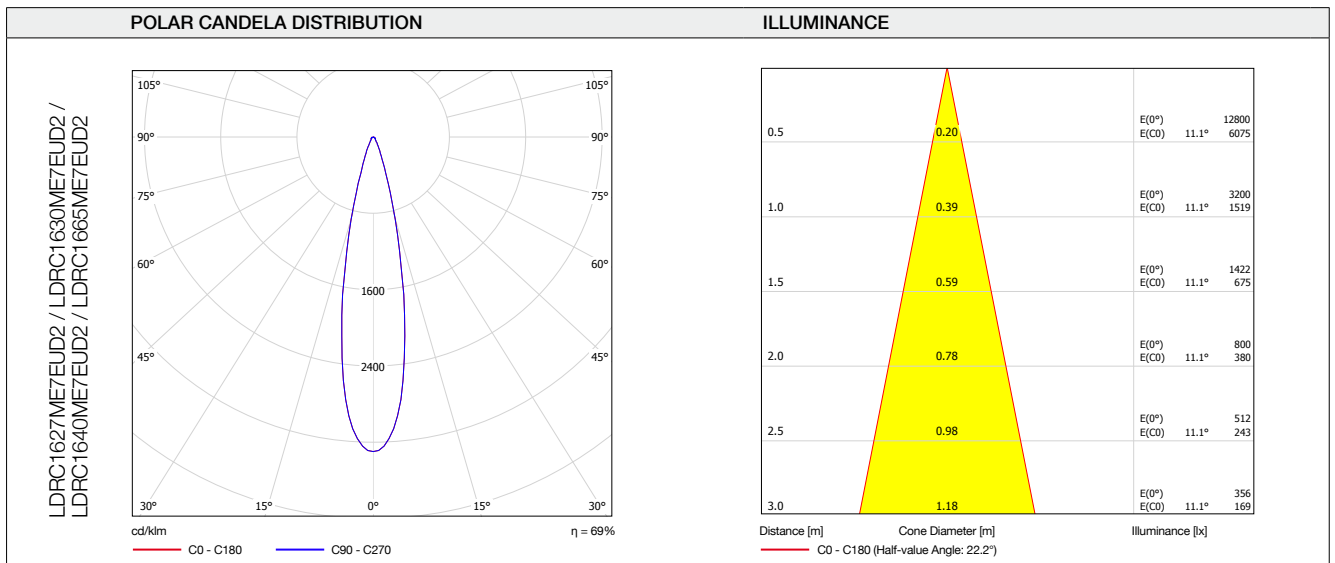
## Optical parameters for E-CORE PAR20 9W



## Optical parameters for E-CORE PAR30 14W



## Optical parameters for E-CORE PAR38 18,8W



## Electrical parameters

MODEL NAME	E-CORE PAR20 9W		
Product code	LDRC0927ME7EUD	LDRC0927WE7EUD	LDRC0940WE7EUD
Rated voltage	220-240 V	220-240 V	220-240 V
Rated wattage	9 W	9 W	9 W
Frequency	50 / 60 Hz	50 / 60 Hz	50 / 60 Hz
Rated input current	49 mA	49 mA	49 mA
Power factor	0.80	0.80	0.80
Rated lifetime	40,000 h	40,000 h	40,000 h
Switching cycle	> 15,000	> 15,000	> 15,000
Starting time	< 0.5 sec	< 0.5 sec	< 0.5 sec
Warm-up time	Instant full light	Instant full light	Instant full light
Dimming*	Yes, 10-100%	Yes, 10-100%	Yes, 10-100%

MODEL NAME	E-CORE PAR30 14W			
Product code	LDRC1327ME7EUD / LDRC1327WE7EUD	LDRC1330ME7EUD / LDRC1330WE7EUD	LDRC1340ME7EUD / LDRC1340WE7EUD	LDRC1365ME7EUD / LDRC1365WE7EUD
Rated voltage	220-240 V	220-240 V	220-240 V	220-240 V
Rated wattage	14 W	14 W	14 W	14 W
Frequency	50 / 60 Hz	50 / 60 Hz	50 / 60 Hz	50 / 60 Hz
Rated input current	78 mA	78 mA	78 mA	78 mA
Power factor	0.78	0.78	0.78	0.78
Rated lifetime	40,000 h	40,000 h	40,000 h	40,000 h
Switching cycle	> 15,000	> 15,000	> 15,000	> 15,000
Starting time	< 0.5 sec	< 0.5 sec	< 0.5 sec	< 0.5 sec
Warm-up time	Instant full light	Instant full light	Instant full light	Instant full light
Dimming*	Yes, 10-100%	Yes, 10-100%	Yes, 10-100%	Yes, 10-100%

MODEL NAME	E-CORE PAR38 18,8W			
Product code	LDRC1627ME7EUD2 / LDRC1627WE7EUD2	LDRC1630ME7EUD2 / LDRC1630WE7EUD2	LDRC1640ME7EUD2 / LDRC1640WE7EUD2	LDRC1665ME7EUD2 / LDRC1665WE7EUD2
Rated voltage	220-240 V	220-240 V	220-240 V	220-240 V
Rated wattage	18.8 W	18.8 W	18.8 W	18.8 W
Frequency	50 / 60 Hz	50 / 60 Hz	50 / 60 Hz	50 / 60 Hz
Rated input current	100 mA	100 mA	100 mA	100 mA
Power factor	0.82	0.82	0.82	0.82
Rated lifetime	40,000 h	40,000 h	40,000 h	40,000 h
Switching cycle	> 15,000	> 15,000	> 15,000	> 15,000
Starting time	< 0.5 sec	< 0.5 sec	< 0.5 sec	< 0.5 sec
Warm-up time	Instant full light	Instant full light	Instant full light	Instant full light
Dimming*	Yes, 10-100%	Yes, 10-100%	Yes, 10-100%	Yes, 10-100%

\* Dimmable on suitable dimmers.

## Mechanical parameters

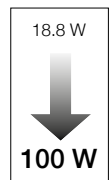

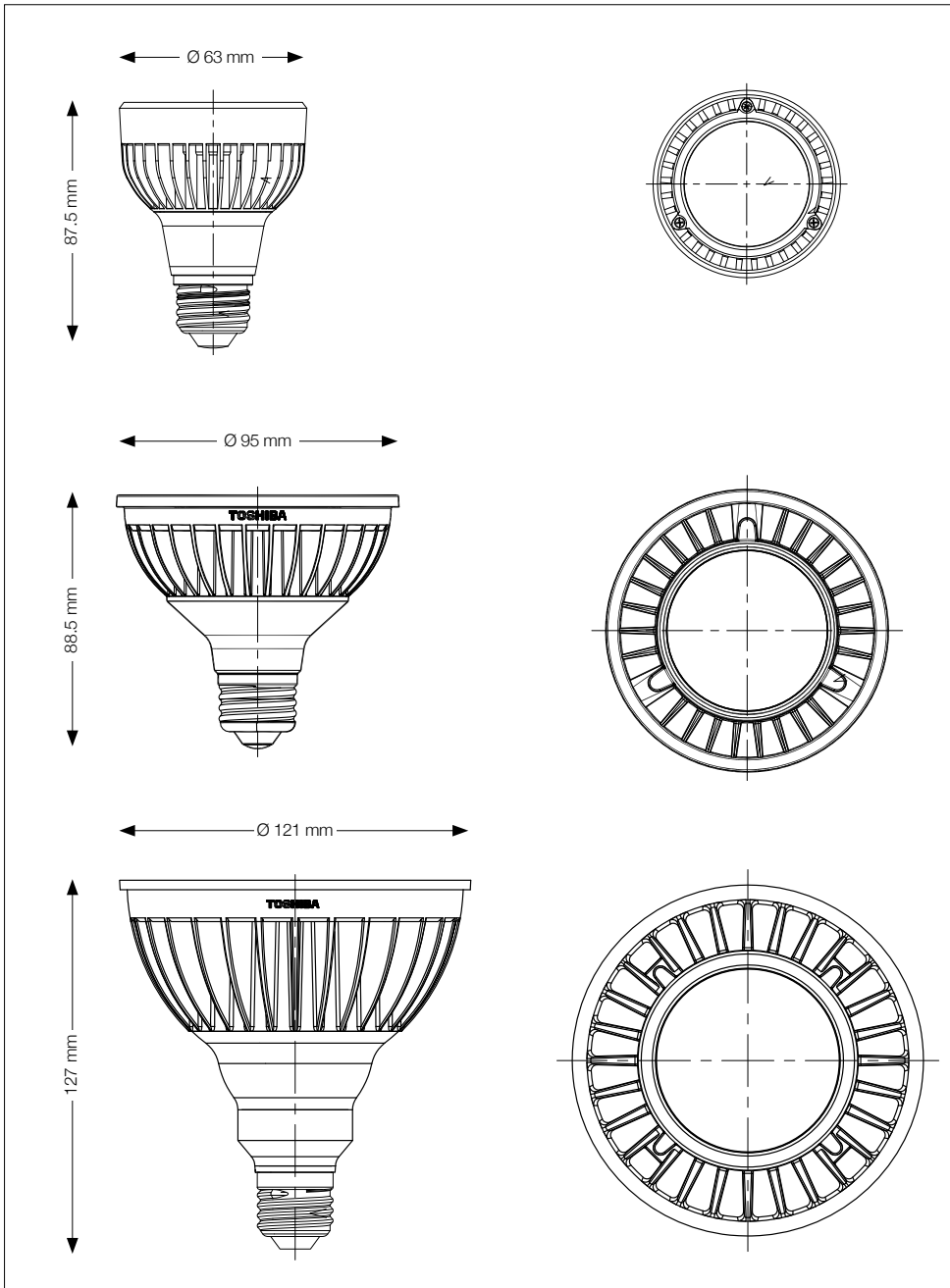
MODEL NAME	E-CORE PAR20 9W		
Product code	LDRC0927ME7EUD	LDRC0927WE7EUD	LDRC0940WE7EUD
Overall length	87.5 mm	87.5 mm	87.5 mm
Diameter	63 mm	63 mm	63 mm
Net weight	200 g	200 g	200 g
Cap	E27	E27	E27

MODEL NAME	E-CORE PAR30 14W			
Product code	LDRC1327ME7EUD / LDRC1327WE7EUD	LDRC1330ME7EUD / LDRC1330WE7EUD	LDRC1340ME7EUD / LDRC1340WE7EUD	LDRC1365ME7EUD / LDRC1365WE7EUD
Overall length	88.5 mm	88.5 mm	88.5 mm	88.5 mm
Diameter	95 mm	95 mm	95 mm	95 mm
Net weight	310 g	310 g	310 g	310 g
Cap	E27	E27	E27	E27

MODEL NAME	E-CORE PAR38 18,8W			
Product code	LDRC1627ME7EUD2 / LDRC1627WE7EUD2	LDRC1630ME7EUD2 / LDRC1630WE7EUD2	LDRC1640ME7EUD2 / LDRC1640WE7EUD2	LDRC1665ME7EUD2 / LDRC1665WE7EUD2
Overall length	127 mm	127 mm	127 mm	127 mm
Diameter	121 mm	121 mm	121 mm	121 mm
Net weight	525 g	525 g	525 g	525 g
Cap	E27	E27	E27	E27

\* Dimmable on suitable dimmers.

## Drawings

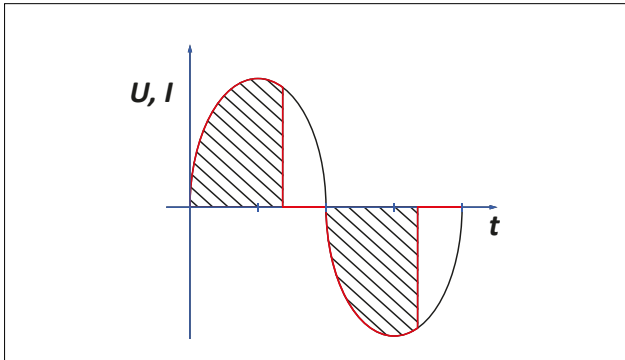


According to  
ErP 1194/2012



## Dimmability

The LED-Lamps can be dimmed in a range of 10%-100% by control phase dimmers. A general compatibility to all dimmers can't be granted. A list of recommended dimmers can be found on our website [www.toshiba.eu/lighting](http://www.toshiba.eu/lighting).



RECOMMENDED DIMMERS FOR MAX. 8 LAMPS WITH A DIMMING OF 10 %-100 %:		
BERKER 2830_10 60-400W	BERKER 2873 20-500W	BUSCH-JAEGER 6513U-102 40-420W
BUSCH-JAEGER 2247U 500W	BUSCH-JAEGER 2250U 600W	DANLERS DQDGMK400W 40-400W
HAGER EV100 1000W	JUNG 225NV DE 20-500W	JUNG 266GDE 60-600W
JUNG 225T DE 20-525W	Le Grand 670 83 400W	Le Grand 670 85 400W
PEHA 435HAN 60-600W	RVE RV5 1000W	SCHNEIDER UNICA TOP 511 500W
SOLOGIC 28956 20-400W		

LED lamps are not resistive loads for the dimmers and therefore the power rating of the dimmer can't be directly converted. Incompatibilities between LED lamp and dimmer are expressed as flickering and restrictions in the dimming range.

## Logistic data

PRODUCT CODE / PAR20 9W	EAN/ITF CODE	PACKAGING TYPE	SIZE OF PACKAGING (mm) L x H x W	GROSS WEIGHT (g)
LDRC0927ME7EUD	4974550426756	Gift box (1pce)	72 x 72 x 110	240
	24974550426740	Carton (10pcs)	367 x 151 x 110	2,600
LDRC0927WE7EUD	4974550426763	Gift box (1pce)	72 x 72 x 110	240
	24974550426767	Carton (10pcs)	367 x 151 x 110	2,600
LDRC0940WE7EUD	4974550426770	Gift box (1pce)	72 x 72 x 110	240
	24974550426774	Carton (10pcs)	367 x 151 x 110	2,600

\* Some Dimmers may cause flickering and no dimming at lower level. When the dimmer is connected to numerous lamps, it may not be possible to dim the light to the lowest possible levels. Respective timing on dimming each lamp may differ. When turning on the lamp from 100% dimming, the lamp may not turn back on. Increase dimmer to higher level until lamp turns on.

## Logistic data

PRODUCT CODE / PAR30 16W	EAN/ITF CODE	PACKAGING TYPE	SIZE OF PACKAGING (mm) L x H x W	GROSS WEIGHT (g)
LDRC1327ME7EUD	4974550459778	Gift box (1pce)	112 x 112 x 113	390
	24974550459772	Carton (6pcs)	343 x 231 x 123	2,600
	14974550459775	Carton (12pcs)	354 x 242 x 265	5,600
LDRC1327WE7EUD	4974550459785	Gift box (1pce)	112 x 112 x 113	390
	24974550459789	Carton (6pcs)	343 x 231 x 123	2,600
	14974550459782	Carton (12pcs)	354 x 242 x 265	5,600
LDRC1330ME7EUD	4974550459792	Gift box (1pce)	112 x 112 x 113	390
	24974550459796	Carton (6pcs)	343 x 231 x 123	2,600
	14974550459799	Carton (12pcs)	354 x 242 x 265	5,600
LDRC1330WE7EUD	4974550459808	Gift box (1pce)	112 x 112 x 113	390
	24974550459802	Carton (6pcs)	343 x 231 x 123	2,600
	14974550459805	Carton (12pcs)	354 x 242 x 265	5,600
LDRC1340ME7EUD	4974550459815	Gift box (1pce)	112 x 112 x 113	390
	24974550459819	Carton (6pcs)	343 x 231 x 123	2,600
	14974550459812	Carton (12pcs)	354 x 242 x 265	5,600
LDRC1340WE7EUD	4974550459822	Gift box (1pce)	112 x 112 x 113	390
	24974550459826	Carton (6pcs)	343 x 231 x 123	2,600
	14974550459829	Carton (12pcs)	354 x 242 x 265	5,600
LDRC1365ME7EUD	4974550459839	Gift box (1pce)	112 x 112 x 113	390
	24974550459833	Carton (6pcs)	343 x 231 x 123	2,600
	14974550459836	Carton (12pcs)	354 x 242 x 265	5,600
LDRC1365WE7EUD	4974550459846	Gift box (1pce)	112 x 112 x 113	390
	24974550459840	Carton (6pcs)	343 x 231 x 123	2,600
	14974550459843	Carton (12pcs)	354 x 242 x 265	5,600

PRODUCT CODE / PAR38 18,8W	EAN/ITF CODE	PACKAGING TYPE	SIZE OF PACKAGING (mm) L x H x W	GROSS WEIGHT (g)
LDRC1627ME7EUD2	4974550459853	Gift box (1pce)	137 x 137 x 146	640
	24974550459857	Carton (6pcs)	418 x 281 x 155	4,200
	14974550459850	Carton (12pcs)	429 x 292 x 329	8,800
LDRC1627WE7EUD2	4974550459860	Gift box (1pce)	137 x 137 x 146	640
	24974550459864	Carton (6pcs)	418 x 281 x 155	4,200
	14974550459867	Carton (12pcs)	429 x 292 x 329	8,800
LDRC1630ME7EUD2	4974550459877	Gift box (1pce)	137 x 137 x 146	640
	24974550459871	Carton (6pcs)	418 x 281 x 155	4,200
	14974550459874	Carton (12pcs)	429 x 292 x 329	8,800
LDRC1630WE7EUD2	4974550459884	Gift box (1pce)	137 x 137 x 146	640
	24974550459888	Carton (6pcs)	418 x 281 x 155	4,200
	14974550459881	Carton (12pcs)	429 x 292 x 329	8,800
LDRC1640ME7EUD2	4974550459891	Gift box (1pce)	137 x 137 x 146	640
	24974550459895	Carton (6pcs)	418 x 281 x 155	4,200
	14974550459898	Carton (12pcs)	429 x 292 x 329	8,800
LDRC1640WE7EUD2	4974550459907	Gift box (1pce)	137 x 137 x 146	640
	24974550459901	Carton (6pcs)	418 x 281 x 155	4,200
	14974550459904	Carton (12pcs)	429 x 292 x 329	8,800
LDRC1665ME7EUD2	4974550459914	Gift box (1pce)	137 x 137 x 146	640
	24974550459918	Carton (6pcs)	418 x 281 x 155	4,200
	14974550459911	Carton (12pcs)	429 x 292 x 329	8,800
LDRC1665WE7EUD2	4974550459921	Gift box (1pce)	137 x 137 x 146	640
	24974550459925	Carton (6pcs)	418 x 281 x 155	4,200
	14974550459928	Carton (12pcs)	429 x 292 x 329	8,800

## Handling and safety information

- + Do not cover the lamp with paper, cloth or other easily flammable materials
- + Do not expose the lamp to water or high humidity
- + Avoid additional mechanical stress on the lamp
- + Do not touch the lamp during or shortly after usage. Risk of burn!
- + Use only with recommended dimmers
- + Ambient temperature range: +5 °C to +40 °C
- + Do not look directly into the lamp
- + Do not spray pesticide on this lamp
- + Please ensure the mains power is disconnected before undertaking any work on the luminaire or lamp

[www.toshiba.eu/lighting](http://www.toshiba.eu/lighting)