

# WP5-12E 12Volt 5Ah

## Specifications

Nominal Voltage(V) **12V**

### Nominal Capacity

20 hour rate	(0.25A to 10.50V)	<b>5Ah</b>
10 hour rate	(0.475A to 10.50V)	<b>4.75Ah</b>
5 hour rate	(0.85A to 10.20V)	<b>4.25Ah</b>
1 C	(5A to 9.60V)	<b>2.83Ah</b>
3 C	(15A to 9.60V)	<b>2Ah</b>

Weight **Approx. 1.9kg(4.18Lbs.)**

Internal Resistance (at 1KHz) **Approx. 18 mΩ**

### Maximum Discharge Current for

5 seconds: **75A**

### Charging Methods at 25°C (77°F)

#### Cycle use:

Charging Voltage **14.4 to 15.0V**

Coefficient **-5.0mV/°C/cell**

Maximum Charging Current : **1.5A**

#### Standby use:

Float Charging Voltage **13.5 to 13.8V**

Coefficient **-3.0mV/°C/cell**

### Operating Temperature Range

Charge **-15°C (5°F) to 40°C (104°F)**

Discharge **-15°C (5°F) to 50°C (122°F)**

Storage **-15°C (5°F) to 40°C (104°F)**

### Charge Retention (shelf life) at 20°C (68°F)

1 month **92%**

3 month **90%**

6 month **80%**

Case Material **ABS**

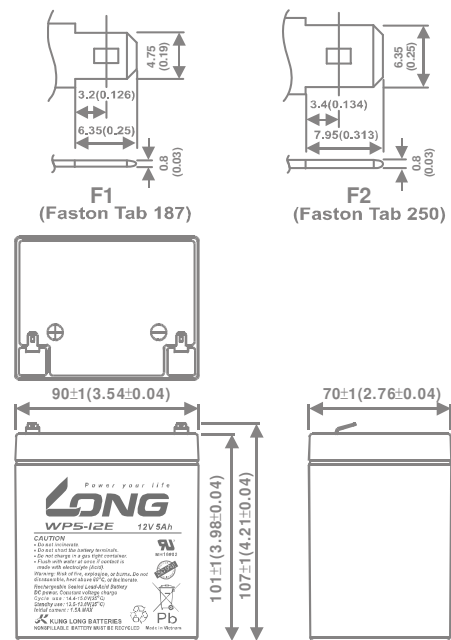
(Option: UL94 HB & UL94 V-0 flame retardant )

Terminal **F1 or F2 (Faston Tab 187 or 250)**

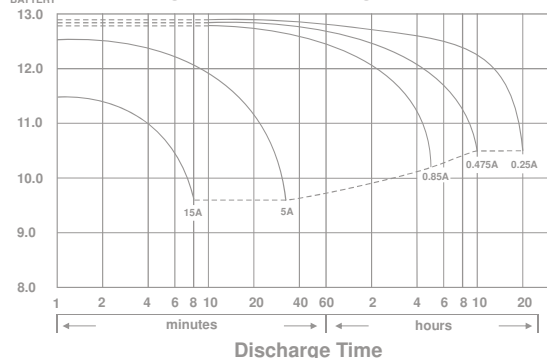


## Dimensions

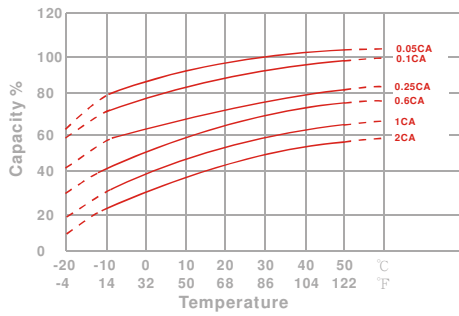
mm(inch)



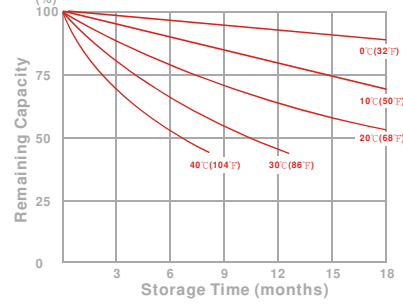
(V) FOR 12V BATTERY Discharge Time VS. Discharge Current (25°C)



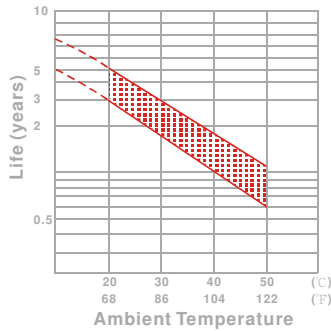
Effect of Temperature on Capacity 25°C(77°F)



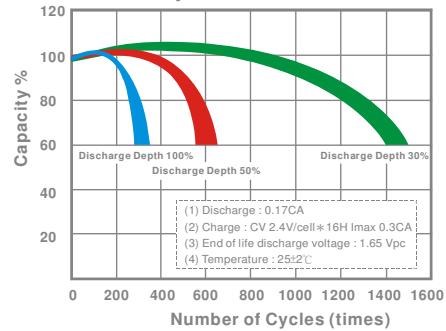
Capacity Retention Characteristic



Trickle (or float) Service Life



Cycle Service Life



## - PERFORMANCE DATA

### Discharge Rates in Watts to Various End Voltages at 25°C(77°F)

End Voltage		1.85V	1.80V	1.75V	1.70V	1.67V	1.65V	1.60V
<b>Time</b>								
5	min	214	232	244	256	261	268	276
10	min	154	166	174	180	183	187	193
15	min	120	128	132	136	138	140	143
30	min	65.6	68.9	71.2	73.6	74.4	75.3	76.0
60	min	35.7	37.6	38.8	40.2	40.9	41.6	42.4
120	min	18.8	20.3	21.2	21.9	22.3	22.8	23.5
180	min	15.2	16.3	17.1	17.8	18.1	18.4	18.9
240	min	12.1	12.9	13.6	14.0	14.2	14.4	14.7
300	min	10.4	11.2	11.7	11.9	12.0	12.1	12.3
600	min	6.05	6.53	6.89	7.02	7.08	7.14	7.23
1200	min	3.18	3.43	3.62	3.69	3.72	3.75	3.80

### - Discharge Rates in Amperes to Various End Voltages at 25°C(77°F)

End Voltage		1.85V	1.80V	1.75V	1.70V	1.67V	1.65V	1.60V
<b>Time</b>								
5	min	17.4	21.3	23.4	25.3	25.9	26.5	27.2
10	min	12.9	14.5	15.4	15.9	16.3	16.6	17.0
15	min	9.72	10.3	10.7	10.9	11.0	11.1	11.3
30	min	5.72	6.03	6.13	6.25	6.29	6.34	6.42
60	min	3.04	3.20	3.38	3.46	3.49	3.53	3.59
120	min	1.58	1.70	1.79	1.87	1.91	1.94	1.99
180	min	1.23	1.31	1.37	1.43	1.45	1.48	1.51
240	min	1.00	1.07	1.11	1.15	1.16	1.18	1.21
300	min	0.851	0.898	0.919	0.942	0.953	0.962	0.978
600	min	0.497	0.506	0.514	0.521	0.524	0.529	0.535
1200	min	0.268	0.274	0.279	0.284	0.286	0.287	0.291

All data on the spec. sheet is an average value:

The tolerance range :  $X < 6\text{min}$ (+15%~-15%),  $6\text{min} \leq X < 10\text{min}$ (+12%~-12%),  $10\text{min} \leq X < 60\text{min}$ (+8%~-8%),  $X \geq 60\text{min}$ (+5%~-5%)