

## 15-Pin D-sub terminal connector modular



2010C250 - Male connector with jackscrew nut connection



2010C251 - Female connector with jackscrew nut connection



2010C252 - Male connector with locking screw connection

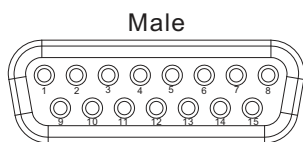
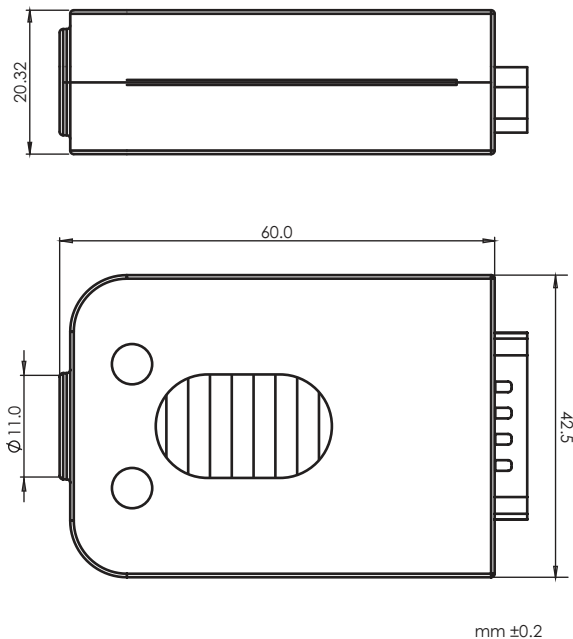


2010C253 - Female connector with locking screw connection

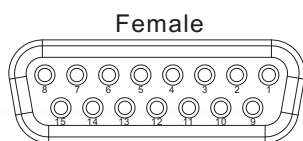
Included accessories  
1x Screw driver  
1x Cable strain Relief  
2x Fastening screw



Material:  
Housing: PP  
Connector insulator: PBT+30%GF (UL94V-0)  
Contact: Brass  
Contact plated: Nickel  
Connector shell plated: Cu60µ/Ni100-120µ  
Technical:  
Contact current rating: 5A max.  
Insulation resistance: 1000MΩ min. at 500V/DC  
Dielectric withstanding voltage: 500V/AC(R.M.S)/1min.  
Operation temperature: -20 ~85°C



Male



Female

- 1 RSSI analog input
- 2 Enable switch input
- 3 Tach signal input
- 4 Heading switch input
- 5 IrDA output
- 6 RS232 output
- 7 -V inout
- 8 +DC input
- 9 Squeal tone output
- 10 Ground
- 11 Ground
- 12 Ground
- 13 Ground
- 14 Ground
- 15 +DC