

# MODEL 25

## 1/4" Square

### Single Turn

### Cermet Trimming

### Potentiometer



1

#### ELECTRICAL

Standard Resistance Range, Ohms	10 to 2Meg
Standard Resistance Tolerance	±10%
Input Voltage, Maximum	250 Vdc or rms not to exceed power rating
Power Rating, Watts	0.5 at 70°C derating to 0 at 125°C
End Resistance, Maximum	1% or 2 Ohm, whichever is greater
Actual Electrical Travel, Nominal	210°
Dielectric Strength	900Vrms
Insulation Resistance, Minimum	1,000 Megohms
Resolution	Essentially infinite
Contact Resistance Variation, Maximum	1% or 3 Ohm, whichever is greater

#### ENVIRONMENTAL

Seal	85°C Fluorinert® (No Leaks)
Temperature Coefficient, Maximum	±100ppm/°C
Operating Temperature Range	-55°C to +125°C
Thermal Shock	5 cycles, -55°C to +125°C (2% ΔRT, 2% ΔVR)
Moisture Resistance	Ten 24 hour cycles (3% ΔRT)
Shock, 6ms Sawtooth	100G's ( 1% ΔRT, 1% ΔVR)
Vibration	20G's, 10 to 2,000 Hz (1% ΔRT, 1% ΔVR)
High Temperature Exposure	250 hours at 125°C (2% ΔRT, 2% ΔVR)
Rotational Life	200 cycles (2 Ohms +3% ΔRT)
Load Life at 0.5 Watts	1,000 hours at 70°C (3% ΔRT, 3% ΔVR)
Resistance to Solder Heat	350°C for 3 sec. (1% ΔRT)

#### MECHANICAL

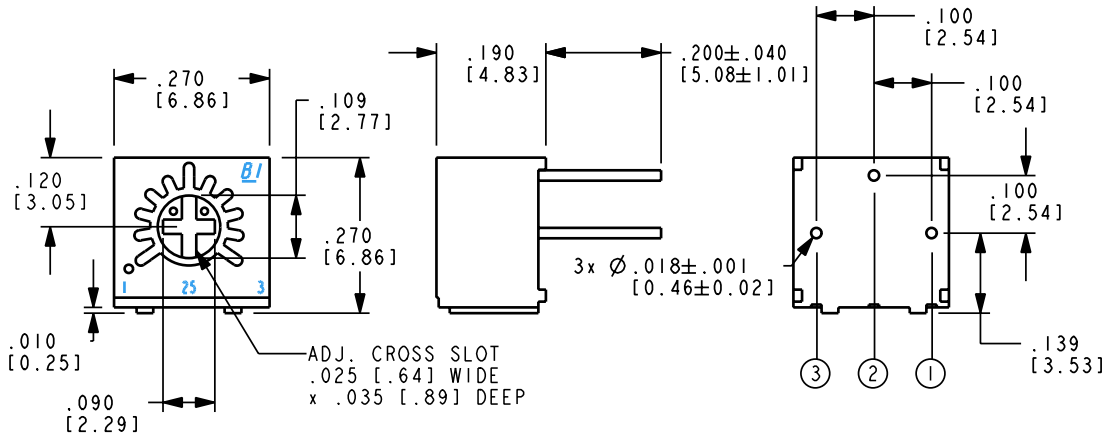
Mechanical Stops	Solid
Stop Strength, Minimum	6 oz.-in. (500 gr-cm)
Torque, Maximum	3 oz.-in. (200 gr-cm)
Weight, Nominal	.01 oz. (0.3 grams)

Fluorinert® is a registered trademark of 3M Company.  
Specifications subject to change without notice.



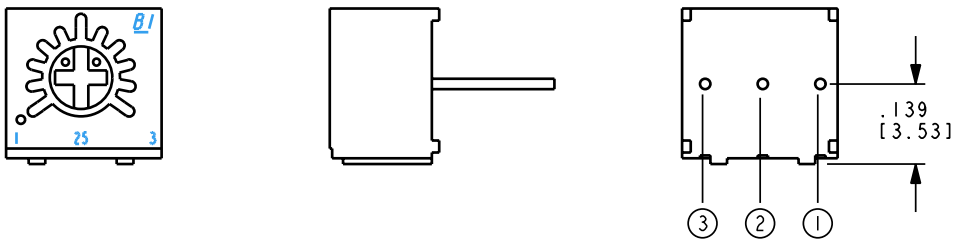
**TOP ADJUSTMENT (Inch/mm)**

**MODEL 25P**

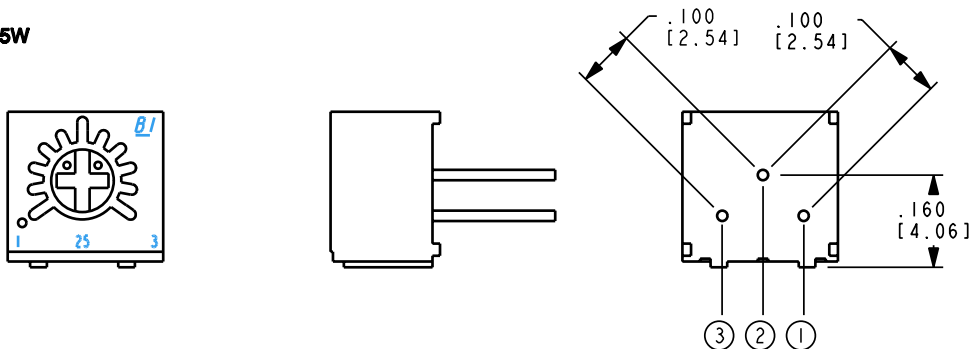


Note: Model 25P dimensions applicable to all models except as noted

**MODEL 25U**



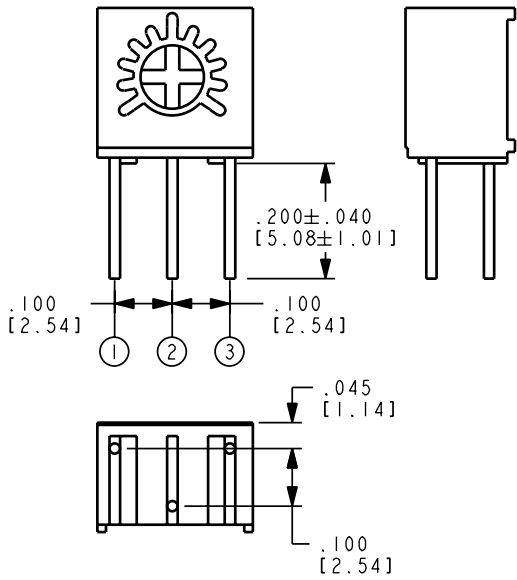
**MODEL 25W**



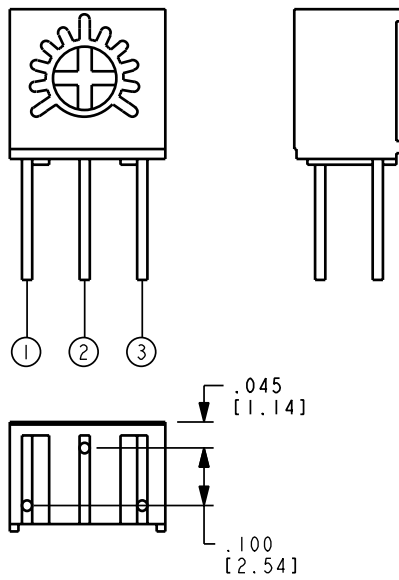
**STANDARD RESISTANCE VALUES, OHMS**

10	100	1K	10K	100K	1Meg
20	200	2K	20K	200K	2Meg
50	500	5K	50K	500K	

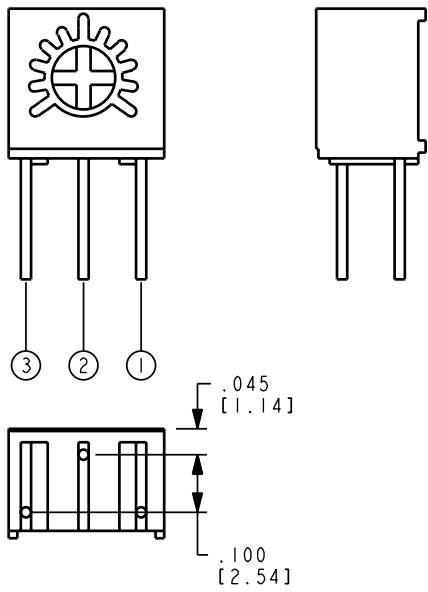
**MODEL 25S**



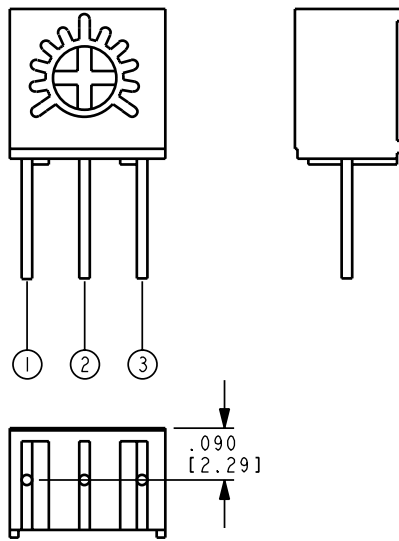
**MODEL 25X**



**MODEL 25RX**



**MODEL 25V**



## PACKAGING

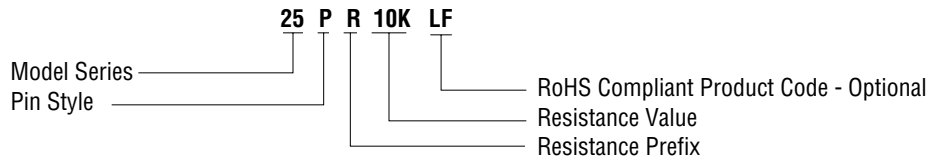
**Standard:** Tubes, all styles, 50 units/tube  
All units oriented with #1 pin to same side.

**Option :** Tape & Reel, Ammo Pack (Available only for 25U and 25V)  
All units oriented with #3 pin towards direction of feed.

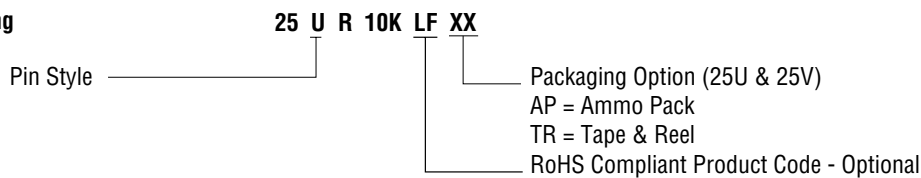
	Seat Plane to Centerline of Sprocket Hole	=	.71" (18 mm)
Tape	Width	=	18 mm
	Sprocket	=	Single Hole .50" spacing
	Capacity	=	750 Units U style, 1000 V style
Reel	Diameter	=	14" (363 mm)
Ammo	Tape Fold	=	12"
	Box	=	2.0" x 13.4" x 13.8" (50mm x 340mm x 350mm)

## ORDERING INFORMATION

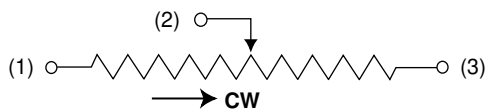
### Standard Package



### Optional Packaging



## CIRCUIT DIAGRAM



## NOTES

English equivalents are based on 1 inch = 25.4mm and are provided for general information only.

Tolerances unless otherwise specified:  
Linear = ± 0.3 mm (.01 in.)

