

深圳市伟之冠镍氢电池规格书

VIGOR POWER NIMH BATTERIES SPECIFICATIONS

MODEL NO: NI-MH 6×SC5000 7.2V

制定(PREPARED BY): _____ 日期 DATE: _____

审核(CHECKED BY): _____ 日期 DATE: _____

批准(APPROVED BY): _____ 日期 DATE: _____

地址 Add: 中国深圳市宝安区松岗燕川朝阳路北方永发科技园
YANCHUAN, ZHAOYANG Rd,
SONGGANG TOWN, Bao An district,
Shenzhen, China.

电话 Tel:86-755-33658385

传真 Fax:86-755- 27556255

区号 Postcode: 518105

网址 Http:www.enrichpower.com.cn

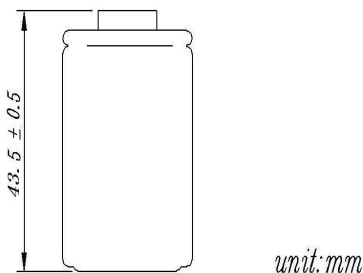
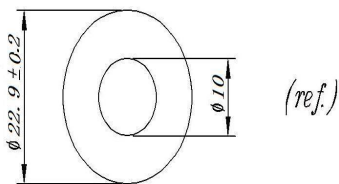


型号 (Type) : NI-MH 6×SC5000 7.2V

单颗电池规格 Specifications of single cell

| | | | |
|-------------------------------------|--------------|--------------------------------|---------------------|
| 标称电压 Nominal voltage | | 1.2V | |
| 容量 Capacity | | 0.2C 放电 Discharge | 30A 放电 Discharge |
| | 最小 Minimum | 290min | 8.6min |
| | 典型 Typical | 300min | 9.0min |
| 尺寸 Dimensions | 直径 Diameter | mm 22.9(±0.2mm) | |
| | 高 Height | 43.5(±0.5mm) | |
| 大约重量 Weight(Approximately) | | 克 gram 69.0 | |
| 电阻 Internal Impedance At 1000 Hz | | 4mΩ(Max) (充电后 After Charge) | |
| 充电 Charge | 标准 Standard | 460mA(0.1C)×15hrs | |
| | 快速 Rapid | 2300mA(0.5C)×2.1hrs | |
| 环境温度 Ambient temperature | 充电 Charge | 标准 standard | 0°C to 45°C |
| | | 快速 Rapid | 0°C to 40°C |
| | 放电 Discharge | -20°C to 50°C | |
| | 贮藏 Storage | -20°C to 40°C | |

单颗电池尺寸包括 PVC (Dimensions with tube)



备注 Note:

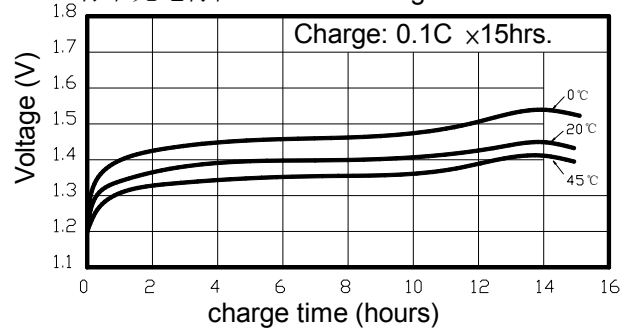
1. 标称容量是指 20°C 时 0.2C 放电容量
Nominal capacity, rated at 0.2C 20°C.
2. 容量只作为参考
Average capacity, for reference only.
3. 重量和内阻也作为参考
Weight and internal impedance are For reference.
4. 寿命测试依照 IEC 标准
Standard according as IEC of test cycle life.

制造商有保留在没有预先通知的情况下改变和修正设计及规格书

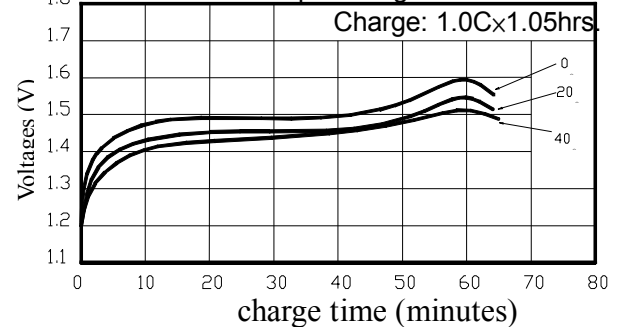
Manufacturer reserve the right to alter or amend the design, model and specification without prior notice

典型特征 Typical characteristics

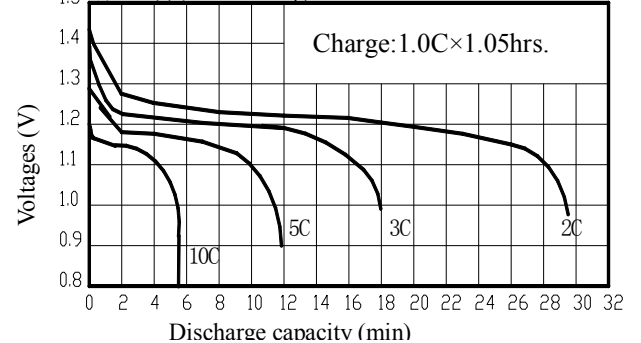
标准充电特征 Standard charge



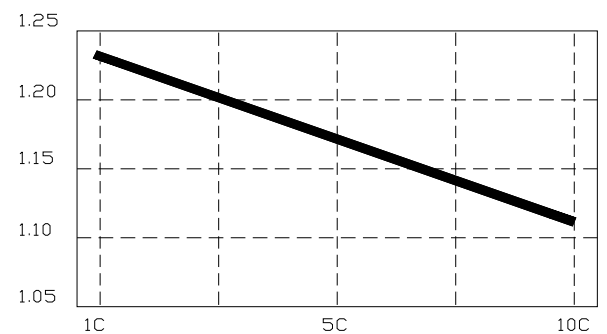
快速充电特征 Rapid charge



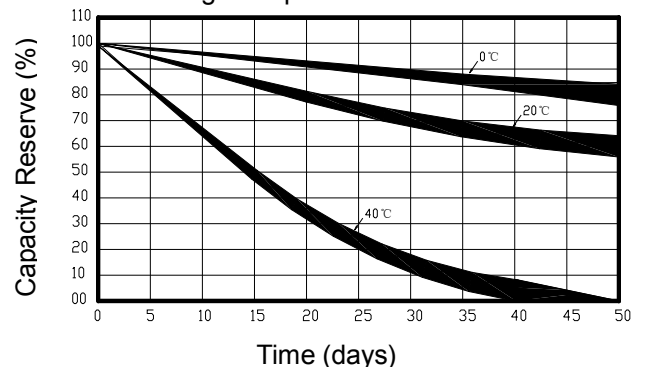
放电特征 Discharge characteristics



MPV(V)



Ni-MH 圆柱型电池在不同的温度荷电保持曲线图
 Charge retention curves of Ni-MH cylindrical cell At various storage temperature



1. 序言 PREFACE

此规格书适用于深圳市伟之冠电池有限公司的镍氢可充电电池产品

The specification is suitable for the performance of NI-MH rechargeable battery produced by the SHENZHEN VIGOR POWER BATTERY CO., LTD.

2. 型号 MODEL

NI-MH 6×SC5000 7.2V

3. 外观 APPEARANCE

没有类似变色、污点、电解液泄漏和零伏现象。

There shall be no such details as discoloration or electrolyte leakage or 0 voltage.

4. 定额 RATINGS

| 种类 Description | 单位 Unit | 规格 Specification | 条件 Condition |
|---------------------------------------|------------|--------------------------------------------------------------------------------------------------------|--------------------------------------------------------------------------------------------------------------------------|
| 标称电压 Nominal Voltage | V | 7.2 | 单位组 Unit set |
| 典型容量 Typical Capacity | min | 8.8 | 30A 放电到 4.8V/每组电池 Discharge at 30A to 4.8V |
| 标称容量 Nominal Capacity | mAh | 4600 | 标准充放电 Standard Charge/Discharge |
| 最小容量 Minimum Capacity | min | 8.4 | 30A 放电到 4.8V/每组电池 Discharge at 30A to 4.8V |
| 标准充电 Standard Charge | mA | 460(0.1C) | Ta=0~40℃ (see note 1) |
| | hour | 15 | |
| 快速充电 Fast Charge | mA | 920(0.2C)~2300(0.5C) 用充电控制 with charge termination control | -ΔV=5mV/cell Timer cutoff=105%input capacity Temp. cutoff=55~60℃ dT/dt=0.8℃/min(0.5 to 1.0C); 0.8~1℃/min(1C) |
| | hour | 6.0 approx.(0.2C) 2.1 approx(0.5C) | |
| 涓流充电 Trickle Charge | mA | 230(0.05C)~460(0.1C) | Ta=0~40℃ (see note 1) |
| 最大放电电流 Maximum Discharging Current | A | 30(Continuous) | Ta =0~80℃ 0.8V cut off |
| 贮藏温度 Storage Temperature | ℃ | -20~+25(within 1 year) -20~+30(within 3 month) -20~+40(within 1 month) -20~+50(within 1 week) | * |
| 典型重量 Typical Weight | g | 435approx | * |

5. 性能测试 PERFORMANCE

在进行下列各项测试前每颗电池应用 0.2C 放至 1.0V。如果没有特别规定，测试应在电池交付 1 个月内按以下各项条件进行：

Before proceed the following tests, the cells should be discharged at 0.2C to 1.0V cutoff. Unless otherwise stated, tests should be done within one month of delivery under the following conditions:

环境温度 Ambient temperature: 20°C ± 5°C

相对湿度 Relative Humidity: 65 ± 20%

注意标准充放电为 Note Standard Charge/Discharge Conditions:

充电 Charge: 460mA(0.1C) × 15hrs

放电 Discharge: 920mA(0.2C) to 1.0V/cell

| 测试项目 Test | 单位 Unit | 规格 Specification | 条件 Condition | 备注 Remarks |
|----------------------------------|---------|---------------------------------------------------------|------------------------------------------------------------------------------------------------------------------------|----------------------------------------|
| 容量 Capacity | min | ≥8.4 | 30A 放电到 4.8V Discharge at 30A to 4.8V | 允许循环 3 次 Up to 3 cycles are allowed |
| MPV | V | ≥6.60 | 30A 放电到 4.8V Discharge at 30A to 4.8V | 允许循环 3 次 Up to 3 cycles are allowed |
| 开路电压 Open circuit Voltage (OCV) | V | ≥7.68 | 标准充电后 1 个小时内 Within 1 hr after standard charge | 单位组 Unit set |
| 内阻 Internal Impedance (Ri) | mΩ | ≤40 | 充满电后用 1kHz 测试 Upon fully charge at 1kHz | * |
| 低温放电测试 Low Temperature Discharge | min | ≥240 | 标准充电后贮藏在 0±2°C 环境中 24 小时 然后用 0.2C 放电 Standard Charge, Storage:24hrs at 0±2°C 0.2C discharge at 0±2°C | 1.0V/cell Cut-off |
| 过充测试 Overcharge | N/A | 没有显著的变型和漏液 No conspicuous deformation and/or leakage | 0.1C 充电 48 小时 0.1C charge for 48hrs | * |
| 自放电 Charge reserve | min | ≥180min | 标准充满电后贮藏 28 天, 标准 0.2C 放电 Standard charge Storage: 28 days Standard discharge (0.2C) | 1.0V/cell Cut-off |
| IEC 寿命测试 IEC Cycle Life Test | Cycle | ≥500 | IEC61951-2(2003)7.4.1.1 | * |
| 高湿度测试 Humidity | N/A | 不漏液 No leakage | 标准充电后贮藏在温度 33±3°C 相对湿度 80 ±5% 环境 14 天 Standard charged, stand for 14 days at 33 ±3°C and 80±5% of relative humidity | * |

制造商有保留在没有预先通知的情况下改变和修正设计及规格书的权力

Manufacturer reserve the right to alter or amend the design, model and specification without prior notice

| | | | | |
|----------------------------------|-----|------------------------------------|----------------------------------------------------------------------------------------------------------------------------------------------------------------------------------------------------------------------------------------------------------------------|-----------------------------------------------------------------------------|
| 短路测试 External Short Circuit | N/A | 不着火不爆炸 No fire and no explosion | 标准充电后, 在 20℃±5 环境中用超过 0.75mm ² 金属丝将单颗电池短路至电池恢复到常温。 After standard charge, short-circuit the cell at 20℃±5℃ until the cell temperature returns to ambient temperature.(cross section of the wire or connector should be more than 0.75mm ²) | * |
| 安全阀测试 Safety Device Operation | N/A | 不爆炸 No explosion | 将电池用 0.2C 强迫放电至 0V 后转用 1C 强迫放电 60 分钟。 Forced discharge at 0.2C to a final voltage of 0V, then the current be increased to 1C and forced discharge continue for 60 min | 电池电解液泄漏和电池变型是可接受的。 Leakage of electrolyte and Deformation are acceptable |
| 自由跌落测试 Free falling(drop) | N/A | △V<0.02V/cell △Ri<5%/cell | 跌落测试前电池用 0.1C 充 16 小时, 搁置 24 小时。从 50CM 高任意方向自由跌落 30MM 厚木板 3 次 Charge at 0.1C for 16hrs, and then leave for 24hrs, check battery before / after drop Height: 50 cm Thickness of wooden board: 30mm Direction is not specified Test for 3 times | * |

备注 Notes:

1. Ta: 环境温度

Ta: Ambient Temperature

2. 充电时间仅供参考.

Approximate charge time from discharged state, for reference only.

3. 请每隔 3 个月按下面方法激活电池一次:

0.1C 充电 15 小时, 休息 15 分钟, 然后用 0.2C 放电至每颗电池 1.0V, 休息 15 分钟, 0.2C 充电 150 分钟。

please activate the battery once every 3 months according to the following method:

Charge at 0.1C for 15 hrs, rest 15 min, then discharge with 0.2C to 1.0V/cell, rest 15 min, then charge at 0.2C to 150min.

制造商有保留在没有预先通知的情况下改变和修正设计及规格书的权力

Manufacturer reserve the right to alter or amend the design, model and specification without prior notice

6. 注意事项 PRECAUTIONS TO ENSURE THE SAFETY ON BANDING BATTERY

1. 电池在使用前必须充电.

Batteries should be charged prior to use.

2. 在使用新电池前, 或者长期存放后第一次使用电池, 在使用前请将电池充满电.

When using a new battery for the first time or after long term storage, please fully charge the battery before use.

3. 充电方法请参考我们的技术手册.

For charging methods please reference to our technical handbook.

4. 使用 Ni-Cd 或 Ni-MH 专用充电器.

Use the correct charger for Ni-Cd or Ni-MH batteries.

5. 不要对电池进行反充电.

Do not reverse charge batteries.

6. 不要将电池短路,那可能永久的损坏电池。

Do not short circuit batteries, permanent damage to batteries may result.

7. 不要燃烧或毁坏电池, 可能导致有毒气体释放或爆炸.

Do not incinerate or mutilate batteries, may burst or release toxic material.

8. 不要让电池处于不利环境中, 比如极端的温度, 深度循环, 或者经常过充/过放电

Do not subject batteries to adverse condition such as extreme temperature, deep cycling and excessive overcharge/overdischarge.

9. 将电池贮存在阴凉干燥处.

Store batteries in a cool dry place.

10. 不要将 VIGORPOWER 电池与其他品牌的电池或者不同种类的电池, 比如碱性锌电池混用.

Do not mix VIGORPOWER batteries with other battery brands or batteries of a different chemistry such as alkaline and zinc carbon.

11. 不要将新旧电池混用, 可能会导致过放电.

Do not mix new batteries in use with semi-used batteries, overdischarge may occur.

12. 禁止将电池在密闭环境中使用. 需要保持通风; 否则电池可能产生氢气,导致爆炸.

Avoid batteries being used in an airtight compartment. Ventilation should be provided inside the battery compartment; otherwise batteries may generate hydrogen gas, which could cause an explosion if exposed to an ignition source.

13. 当把电池放入充电器中时, 注意保证极性正确.

When connecting a battery pack to a charger, ensure correct polarity.

14. 如果出现噪音, 温度异常, 或者漏液, 请停止使用.

If find any noise, excessive temperature or leakage from a battery, please stop its use.

15. 如果电池发烫, 请勿触摸, 直至冷却.

When the battery is hot, please do not touch it and handle it, until it has cooled down.

16. 不要把电池 (电池组) 的外套去除.

Do not remove the outer sleeve from a battery pack nor cut into its housing.

17. 电池使用时发现功率下降, 请关闭用电器开关以防止电池过放.

When find battery power down during use, please switch off the device to avoid overdischarge.

18. 当电池不使用时, 请把它从装置上取下.

When not using a battery, disconnect it from the device.

19. 取下电池组时, 用手抓住插头而不是拉线.

Unplug a battery by holding the connector itself and not by pulling at its cord.

20. 电池使用后, 如果电池发热, 再次充电前, 请在通风环境中冷却.

After use, if the battery is hot, before recharging it, allow it to cool in a well-ventilated place out of direct sunlight.

21. 不要将电池放入水中或海水中.

Never put a battery into water or seawater.

22. 经过长时间存放, 电池应每两个月进行一次充放电.

During long term storage, battery should be charged and discharged once every 2 months .

23. 不要尝试分离, 挤压, 撞击电池, 电池会发热或起火. 电池中的碱液对皮肤和眼睛有害, 而且会损伤衣服.

Do not attempt to take batteries apart or subject them to pressure or impact. Heat may be generated or fire may result. The alkaline electrolyte is harmful to eyes and skin, and it may damage clothing upon contact.

24. 要使电池远离儿童. 如发现吞食, 立即联系医生.

Keep away from children. If swallowed, contact a physician at once.

7.补充: IEC61951 4.4 循环寿命条款

在进行循环测试前, 电池应 0.2 1_tA 放电至 1.0V.

然后进行以下的测试, 不考虑电池的型号, 在环境温度 20°C ±5°C.充放电必须保持恒流, 条件如表 5 中描述.在测试过程中注意预防电池温度高于 35°C, 如果需要的话对电池进行强制空气制冷.

注意-实际上是电池的温度, 而不是环境温度决定电池的性能.

表 5-循环测试

| 循环数 | 充电 | 搁置 | 放电 |
|--------------------------------------------------------------------------------------------------------------------------------------------------------------------------|--------------------------------------|----------|----------------------------------------------------|
| 1 | 0.1C _t A for 15 h | None | 0.25 C _t A for 2 h 20 min ²⁾ |
| 2 to 48 | 0.25 C _t A for 3 h 10 min | None | 0.25 C _t A for 2 h 20 min ²⁾ |
| 49 | 0.25 C _t A for 3 h 10 min | None | 0.25 C _t A to 1.0V |
| 50 | 0.1 C _t A for 15 h | 1h to 4h | 0.2C ₅ A to 1.0V ¹⁾ |
| <ul style="list-style-type: none"> 在做完第 50 个循环后允许电池搁置一定的时间, 然后再开始第 51 个循环, 同样的程序适用于 100,150,200,250,300,350,400and 450 周. 如果电池电压低于 1.0V, 可以终止放电. | | | |

重复 1-50 次循环, 直至出现任一个第 50 次循环的放电时间少于 3h 为止, 这时按照第 50 次循环的规定再进行一次循环.当两这样的连续循环的持续放电时间均少于 3h 时, 寿命测试终止. 实验结束时, 循环次数不得少于 500 次.

Append: IEC61951 4.4 Endurance in cycles

Before the endurance in cycles test, the cell shall be discharged at 0.2 1_tA to a final voltage of 1.0V/cell.

The following endurance test shall then be carried out, irrespective of cell designation, in an ambient temperature of 20°C ±5°C.Charge and discharge shall be carried out at constant current throughout, using the conditions specified in table 5.Precautions shall be taken to prevent the cell-case temperature from rising above 35°C during the test, by providing a forced air draught if necessary.

NOTE-Actual cell temperature, not the ambient temperature, determines cell performance.

Table 5-Endurance in cycles

| Cycle number | Charge | Stand in Charged condition | Discharge |
|----------------------------------------------------------------------------------------------------------------------------------------------------------------------------------------------------------------------------------------------------------------------------------------------------------------------------------------------------------------------------------------------|--------------------------------------|----------------------------|----------------------------------------------------|
| 1 | 0.1C _t A for 15 h | None | 0.25 C _t A for 2 h 20 min ²⁾ |
| 2 to 48 | 0.25 C _t A for 3 h 10 min | None | 0.25 C _t A for 2 h 20 min ²⁾ |
| 49 | 0.25 C _t A for 3 h 10 min | None | 0.25 C _t A to 1.0V/cell |
| 50 | 0.1 C _t A for 15 h | 1h to 4h | 0.2C ₅ A to 1.0V/cell |
| <ul style="list-style-type: none"> It is permissible to allow sufficient open-circuit rest time after the completion of discharge at cycle 50,so as to start cycle 51 at an exact two-week interval. A similar procedure may be adopted at cycles 100,150,200,250,300,350,400and 450. If cell discharge voltage drops below 1.0V/cell,discharge may be discontinued. | | | |

Cycles 1 to 50 shall be repeated until the discharge duration on any 50th cycle becomes less than 3h at this stage, a further cycle as specified for cycle 50 shall be carried out.

The endurance test is considered complete when two such successive cycles give a discharge duration less than 3h.The number of cycles obtained when the test is completed shall be not less than 500.