



# EVERLIGHT ELECTRONICS CO.,LTD.

DEVICE NUMBER : DLE-952-049 REV : 1.0

ECN : \_\_\_\_\_ PAGE : 1/4

## 1.8mm Round Subminiature "Gull Wing" Lead (Square Base) LEDs

PART NO. : 95-21SRC

### Features :

- Package in 12mm tape on 7" diameter reels.
- Compatible with automatic placement equipment.
- Compatible with infrared and vapor phase reflow solder process.
- IC compatible.
- EIA std package.
- Mono-color type.

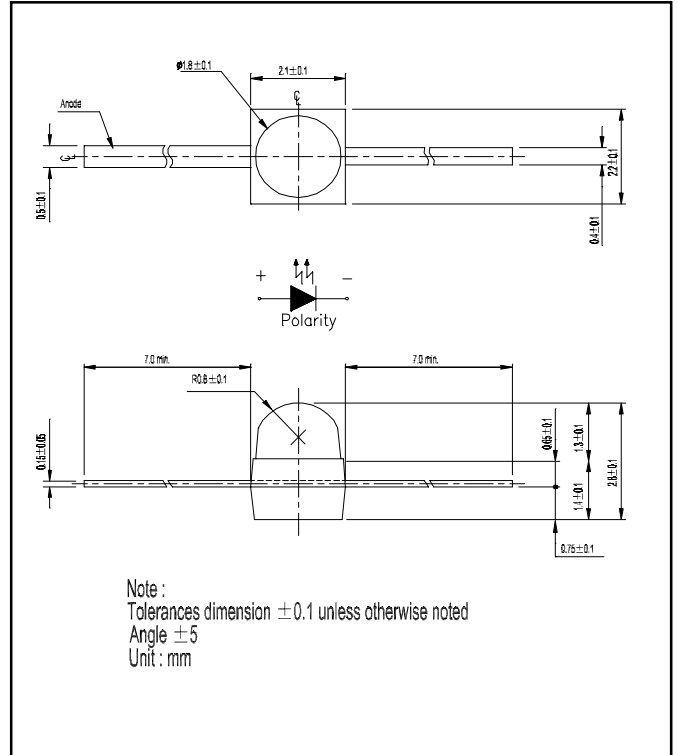
### Descriptions :

- Besides, light weight makes them ideal for miniature applications, etc.
- Furthermore by automation assembly machines, the accuracy is anticipated.

### Applications :

- Small indicator for outdoor applications.
- Flat backlight for LCD, switches and symbols.
- Indicator and backlight in office equipment.
- Indicator and backlight for battery driven equipment.
- Indicator and backlight for audio and video equipment.
- Automotive : backlighting in dashboards and switches.
- Telecommunication : indicator and backlighting in telephone and fax.
- General use.

### Package Dimensions :



PART NO.	Chip		Lens Color
	Material	Emitted Color	
95-21SRC	GaAlAs	Super Red	Water Clear

OFFICE : NO. 25,Lane 76,Sec.3, Chung Yang Rd., Tucheng 236, Taipei, Taiwan, R.O.C.

TEL : 886-2-2267-2000,2267-9936

FAX : 886-2-2267-6244,22676189,22676306

<http://www.everlight.com>



# EVERLIGHT ELECTRONICS CO.,LTD.

DEVICE NUMBER : DLE-952-049 REV : 1.0

ECN : \_\_\_\_\_ PAGE : 2/4

## 1.8mm Round Subminiature "Gull Wing" Lead (Square Base) LEDs

PART NO. : 95-21SRC

### ■ Absolute Maximum Ratings at Ta = 25°C

Parameter	Symbol	Rating	Unit
Reverse Voltage	V <sub>R</sub>	5	V
Forward Current	I <sub>F</sub>	40	mA
Operating Temperature	T <sub>opr</sub>	-40 ~ +85	°C
Storage Temperature	T <sub>stg</sub>	-40 ~ +100	°C
Soldering Temperature	T <sub>sol</sub>	260 ± 5 (for 5 sec)	°C
Power Dissipation	P <sub>d</sub>	110	mW
Peak Forward Current(Duty 1/10 @ 1KHZ)	I <sub>F</sub> (Peak)	180	mA

### ■ Electronic Optical Characteristics :

Parameter	Symbol	MIN.	TYP.	MAX.	Unit	Condition
Luminous Intensity	I <sub>v</sub>	60.0	100	----	mcd	I <sub>F</sub> = 20mA
Viewing Angle	2θ 1/2	----	25	----	deg	
Peak Wavelength	λ <sub>p</sub>	----	660	----	nm	
Dominant Wavelength	λ <sub>d</sub>	----	643	----	nm	
Spectrum Radiation Bandwidth	△λ	----	20	----	nm	
Forward Voltage	V <sub>F</sub>	1.5	1.7	2.4	V	
Reverse Current	I <sub>R</sub>	----	----	10	μA	V <sub>R</sub> =5V



# EVERLIGHT ELECTRONICS CO.,LTD.

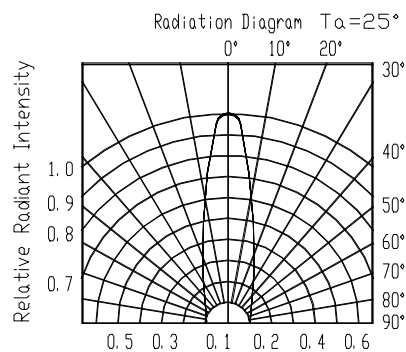
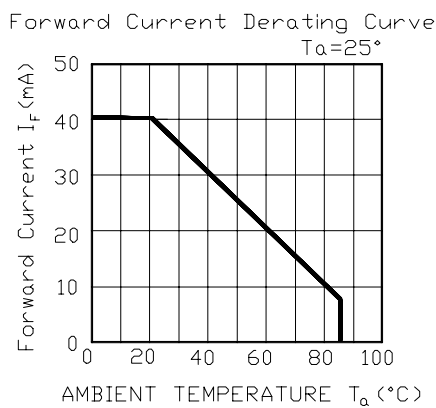
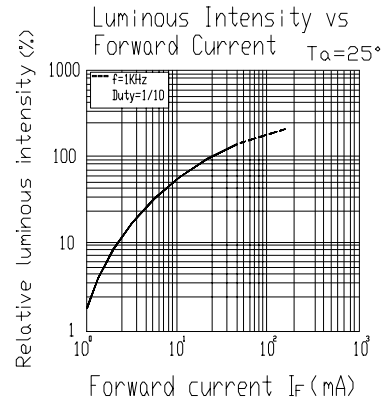
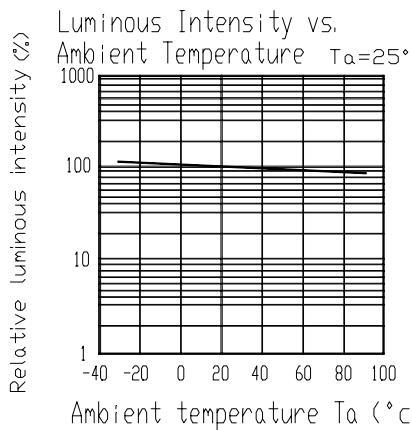
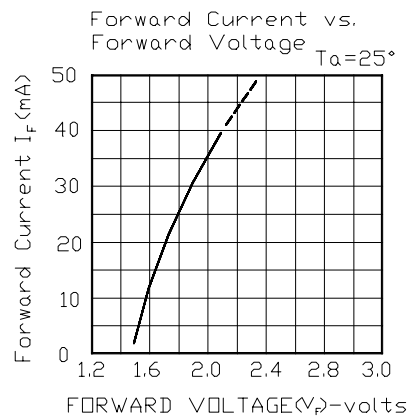
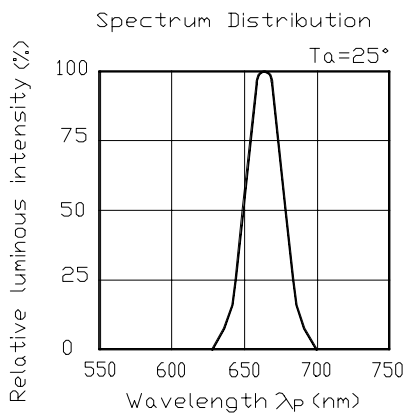
DEVICE NUMBER : DLE-952-049 REV : 1.0

ECN : \_\_\_\_\_ PAGE : 3/4

## 1.8mm Round Subminiature "Gull Wing" Lead (Square Base) LEDs

PART NO. : 95-21SRC

### Typical Electro-Optical Characteristic Curves





# EVERLIGHT ELECTRONICS CO.,LTD.

DEVICE NUMBER : DLE-952-049 REV : 1.0

ECN : \_\_\_\_\_ PAGE : 4/4

## 1.8mm Round Subminiature "Gull Wing" Lead (Square Base) LEDs

PART NO. : 95-21SRC

### ■ Reliability Test Items And Conditions

NO.	Item	Test Conditions	Test Hours/ Cycle	Sample Size	Ac/Re
1	Solder Heat	TEMP : 260°C ± 5 °C	5 SEC	76 PCS	0/1
2	Temperature Cycle	H : +85°C 30 min ↑ 5 min ↓ L : -55°C 30 min	50 CYCLE	76 PCS	0/1
3	Thermal Shock	H : +100°C 5 min ↑ 10 sec ↓ L : -10°C 30 min	50 CYCLE	76 PCS	0/1
4	High Temperature Storage	TEMP. : +100°C	1000 HRS	76 PCS	0/1
5	Low Temperature Storage	TEMP. : -55°C	1000 HRS	76 PCS	0/1
6	DC Operating Life	I <sub>F</sub> = 20 mA	1000 HRS	76 PCS	0/1
7	High Temperature / High Humidity	85°C / 85% R.H.	1000 HRS	76 PCS	0/1