

SUBMINIATURE PC BOARD RELAY

FEATURES

- Subminiature size for high density packaging
- Coil sensitivity to 100mW
- Extremely low cost
- Coils to 24VDC
- Epoxy sealed for automatic wave soldering
- 1 Amp and 2 Amp contacts
- Life expectancy to 10 million operations
- Meets FCC Part 68.302 1500V lightning surge
- Meets FCC Part 68.304 1000V dielectric
- UL file E43203; CSA file 74120



CONTACTS

Arrangement	SPDT (1 Form C) Welded crossbar construction
Ratings	Resistive load: Max. switched power: 30W or 60VA Max. switched current: 1A Max. switched voltage: 150VDC or 300VAC UL Rating: 1A at 30VDC 0.5A at 120VAC
Light Duty	
Heavy Duty	Max. switched power: 60W or 120VA Max. switched current: 2A Max. switched voltage: 150VDC or 300VAC UL Rating: 2A at 30VDC 1A at 120VAC
Material	
Light Duty	Silver palladium, gold clad
Heavy Duty	Silver nickel
Resistance	< 50 milliohms initially

COIL

Power	
At Pickup Voltage (typical)	Standard coil: 220mW Sensitive coil: 100mW
Max. Continuous Dissipation	1.1W at 20°C (68°F) ambient 0.8W at 40°C (104°F) ambient
Temperature Rise	Standard: 40°C (72°F) at nominal coil voltage Sensitive: 22°C (40°F) at nominal voltage
Temperature	Max. 105°C (221°F)

NOTES

1. All values at 20°C (68°F).
2. Relay may pull in with less than "Must Operate" value.
3. Other coil resistances and sensitivities available upon request.
4. Specifications subject to change without notice.

GENERAL DATA

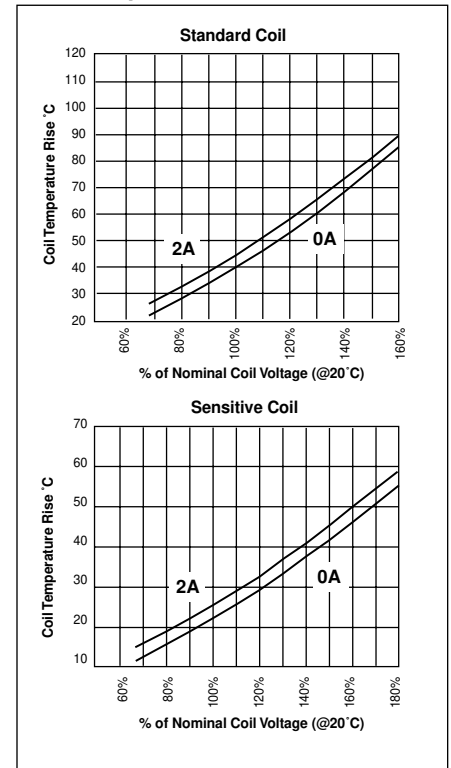
Life Expectancy	Minimum operations 10 million operations
Mechanical	Standard Duty: 5 x 10 ⁵ at 1A, 30VDC Res. 4 x 10 ⁵ at 0.5A, 120VAC Res.
Electrical	Heavy Duty: 2 x 10 ⁵ at 2A, 30VDC Res. 2 x 10 ⁵ at 1A, 120VAC Res.
Operate Time (typical)	Standard: 3ms at nominal coil voltage Sensitive: 5ms at nominal coil voltage
Release Time (typical)	1ms at nominal coil voltage (with no coil suppression)
Capacitance	Coil to contact: 3.0pF Contact to contact: 3.0pF
Bounce (typical)	At 10mA contact current 2ms at operate 8ms at release
Dielectric Strength (at sea level for 1 min.)	1250Vrms coil to contact 500Vrms between open contacts Meets FCC Part 68.302 1500V lightning surge Meets FCC Part 68.304 1000V dielectric
Insulation Resistance	100 megohms min. at 20°C, 500VDC, 50% RH
Dropout	Greater than 10% of nominal coil voltage
Ambient Temperature	At nominal coil voltage
Operating	Standard: -25°C (-13°F) to 60°C (140°F) Sensitive: -25°C (-13°F) to 75°C (167°F)
Storage	Both: -25°C (-13°F) to 105°C (221°F)
Vibration	0.062" DA at 10–55 Hz
Shock	Standard: 10g Sensitive: 6g
Enclosure	P.B.T. polyester
Terminals	Tinned copper alloy
Max. Solder Temp.	270°C (518°F)
Max. Solder Time	5 seconds
Max. Immersion Time	30 seconds
Weight	3.5 grams

AZ5

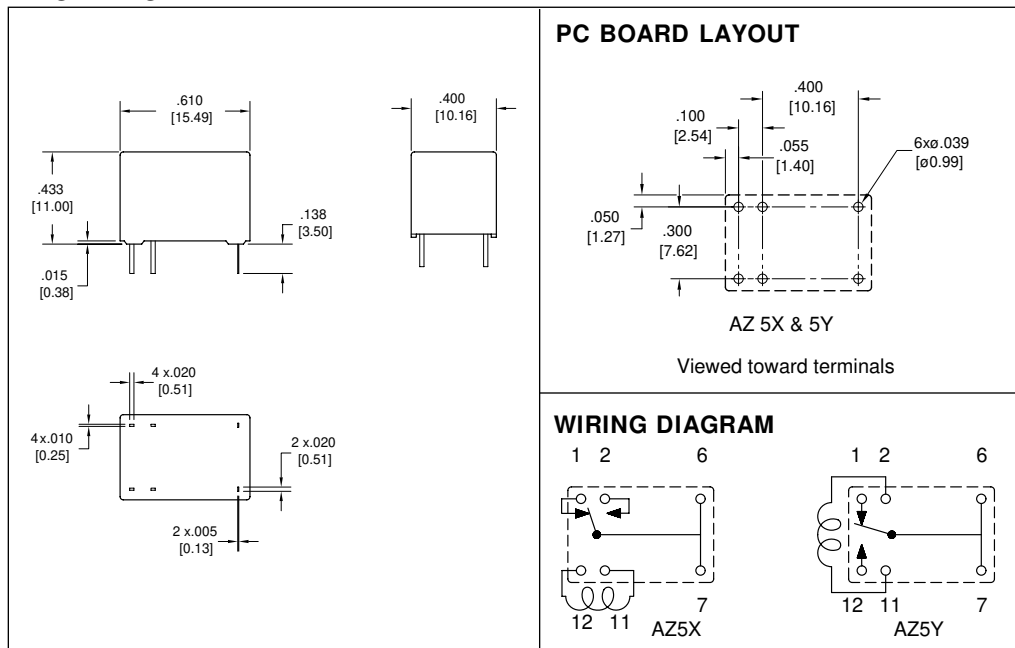
RELAY ORDERING DATA

STANDARD RELAYS: Light Duty Type					
COIL SPECIFICATIONS				ORDER NUMBER	
Nominal Coil VDC	Max. Continuous VDC	Coil Resistance $\pm 10\%$	Must Operate VDC	AZ5X Footprint	AZ5Y Footprint
5	6.8	56	3.5	AZ5X-1C-5DE	AZ5Y-1C-5DE
6	8.1	80	4.2	AZ5X-1C-6DE	AZ5Y-1C-6DE
9	12.2	180	6.3	AZ5X-1C-9DE	AZ5Y-1C-9DE
12	16.2	320	8.4	AZ5X-1C-12DE	AZ5Y-1C-12DE
24	32.4	1,280	16.8	AZ5X-1C-24DE	AZ5Y-1C-24DE
SENSITIVE RELAYS: Light Duty Type					
COIL SPECIFICATIONS				ORDER NUMBER	
Nominal Coil VDC	Max. Continuous VDC	Coil Resistance $\pm 10\%$	Must Operate VDC	AZ5X Footprint	AZ5Y Footprint
5	10.0	120	3.5	AZ5X-1C-5DSE	AZ5Y-1C-5DSE
6	12.0	180	4.2	AZ5X-1C-6DSE	AZ5Y-1C-6DSE
9	18.0	405	6.3	AZ5X-1C-9DSE	AZ5Y-1C-9DSE
12	24.0	700	8.4	AZ5X-1C-12DSE	AZ5Y-1C-12DSE
24	48.0	2,800	16.8	AZ5X-1C-24DSE	AZ5Y-1C-24DSE
STANDARD RELAYS: Heavy Duty Type					
COIL SPECIFICATIONS				ORDER NUMBER	
Nominal Coil VDC	Max. Continuous VDC	Coil Resistance $\pm 10\%$	Must Operate VDC	AZ5X Footprint	AZ5Y Footprint
5	6.8	56	3.5	AZ5X-1CH-5DE	AZ5Y-1CH-5DE
6	8.1	80	4.2	AZ5X-1CH-6DE	AZ5Y-1CH-6DE
9	12.2	180	6.3	AZ5X-1CH-9DE	AZ5Y-1CH-9DE
12	16.2	320	8.4	AZ5X-1CH-12DE	AZ5Y-1CH-12DE
24	32.4	1,280	16.8	AZ5X-1CH-24DE	AZ5Y-1CH-24DE

Coil Temperature Rise

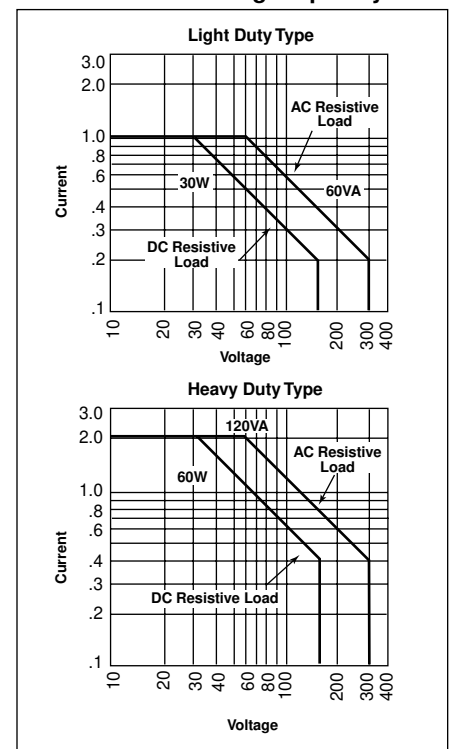


MECHANICAL DATA



Dimensions in inches with metric equivalents in parentheses. Tolerance: $\pm .010''$

Maximum Switching Capacity



AMERICAN ZETTLER, INC.

www.azettler.com

75 COLUMBIA • ALISO VIEJO, CA 92656 • PHONE: (949) 831-5000 • FAX: (949) 831-8642 • E-MAIL: SALES@AZETTLER.COM

12/13/01W